



Rice University Graduate and Undergraduate Student Survey: Report of Findings

Table of Contents

Overview	3
Details	3
How to interpret the findings.....	3
Higher Education Objectives	4
Skip Logic Questions.....	23
Undergraduate: Coursework and Academics.....	30
Undergraduate: Role of the Library	51
Undergraduate: Demographics	70
Graduate: Coursework and Academics.....	83
Graduate: Role of the Library	107
Graduate: Demographics	128

Overview

The Rice University implementation of the Ithaka S+R Graduate and Undergraduate Student Survey was launched on March 17, 2015, and was closed to new responses on April 8, 2015, with a total of 1,817 complete responses. The questionnaire covers topics in several key areas, including: students' objectives in obtaining an advanced degree; their use of assigned course materials; and the role of the library in support of students' needs. The following report provides a high-level overview of findings from the Rice University graduate and undergraduate student survey.¹

Details

6,751 Rice University graduate and undergraduate students received an email invitation to participate in a survey about student research habits.² Two email reminders were sent before the close of the survey. The following incentives were offered: a chance to win one of twenty-five \$25.00 Amazon gift cards or thirty-five \$10.00 Rice Coffee House gift cards. In total, 2,172 respondents clicked the survey link (about 32% of those who received the email invitation), with 1,998 of those starting the survey (30%), and 1,817 of those respondents completing the survey, for an overall response rate of about 27%.³ Due to the survey flow and skip patterns, not all Rice University student respondents received every question in the survey.

How to interpret the findings

For each question in the Rice University survey, this document provides a single graph and table of overall responses. Title pages provide information about survey flow and contingent items, which signify that a question was only presented to those who satisfied a condition in their response to another question.

If you have any questions about this report or working with the raw data provided, please contact Christine Wolff, Ithaka S+R Survey Administrator, at Christine.Wolff@ithaka.org.

¹ This report covers results from completed surveys and does not include an overview of partially completed responses. Partially completed responses are included in the spreadsheet of raw data.

² The maximum sample size is 6,749 students, after taking consideration of undeliverable emails.

³ 1,126 respondents (62.14%) are undergraduate students; 283 respondents (15.62%) are pursuing a Master's and/or professional degree; 443 respondents (24.45%) are pursuing a Ph.D. or Psy.D.; and 10 respondents (.55%) are not enrolled in a degree-granting program.

Higher Education Objectives

How important or unimportant is it to you to achieve each of the following goals as a result of your experience at this college or university?

HE1

Having advanced academic knowledge about a specific subject, field, or major

HE2

Studying abroad or participating in an international program for credit

HE3

Taking general courses on many different topics

HE4

Building my resume or CV with career-related experiences

HE5

Improving my ability to find sources of information on a range of topics

HE6

Collaborating on research projects with professors or advisors

HE7

Having a specific GPA

HE8

Getting involved in organized extracurricular activities, such as clubs, sports, campus leadership or committees, etc.

HE9

Developing a professional network

HE10

Participating in social events

HE11

Choosing a career or post-graduation plan

HE 12

Collaborating on group projects or in teams with other students

HE13

Enrolling in an additional degree program (such as a second bachelor's, master's, doctoral, or professional degree)

HE14

Getting a job upon graduation

HE15

When you think about the type of job or career that you hope to have, how useful do you think each of the following factors will be in helping you get your desired job or career?

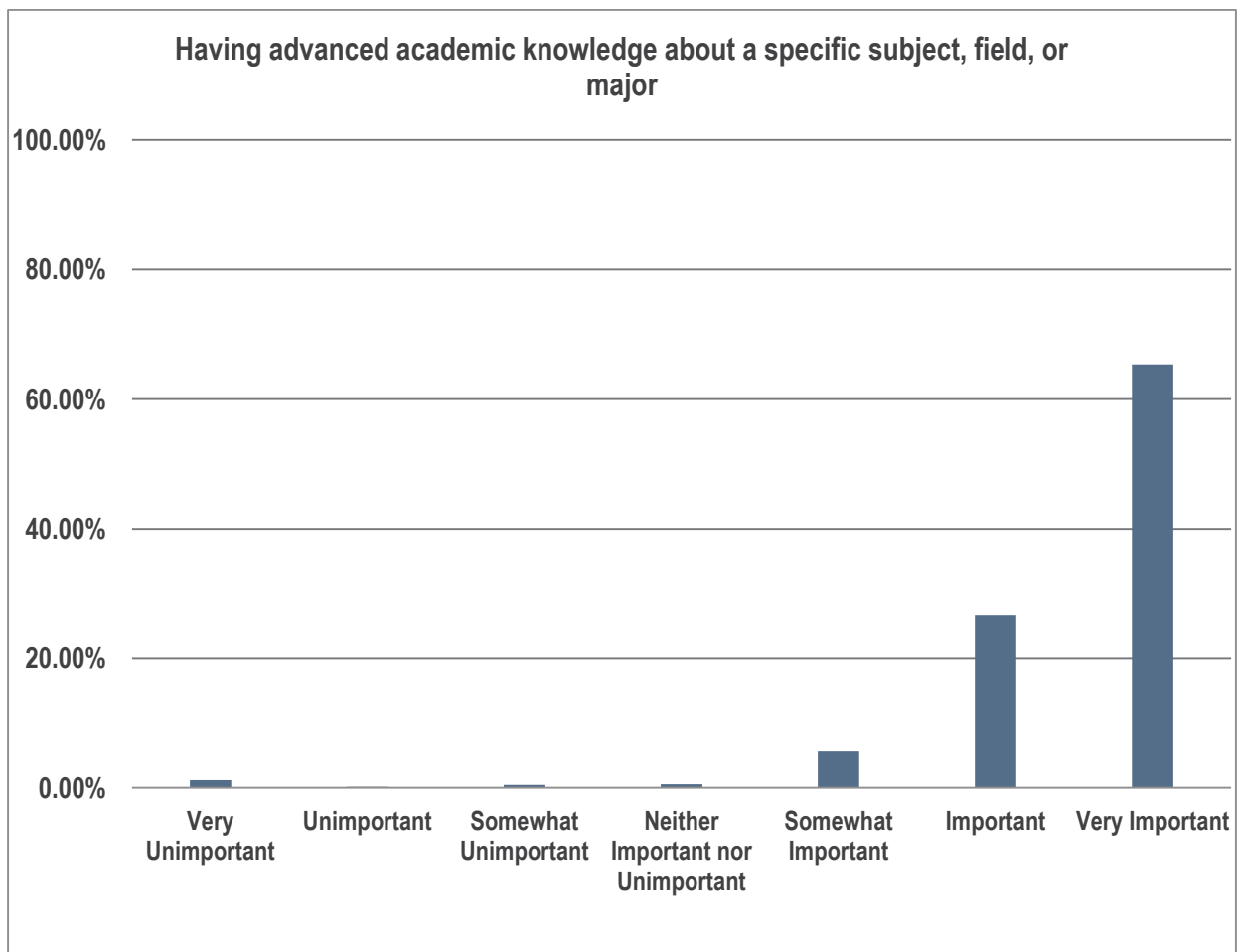
HE 16

Overall, how would you rate your experience at this college or university so far?

HE1

Having advanced academic knowledge about a specific subject, field, or major

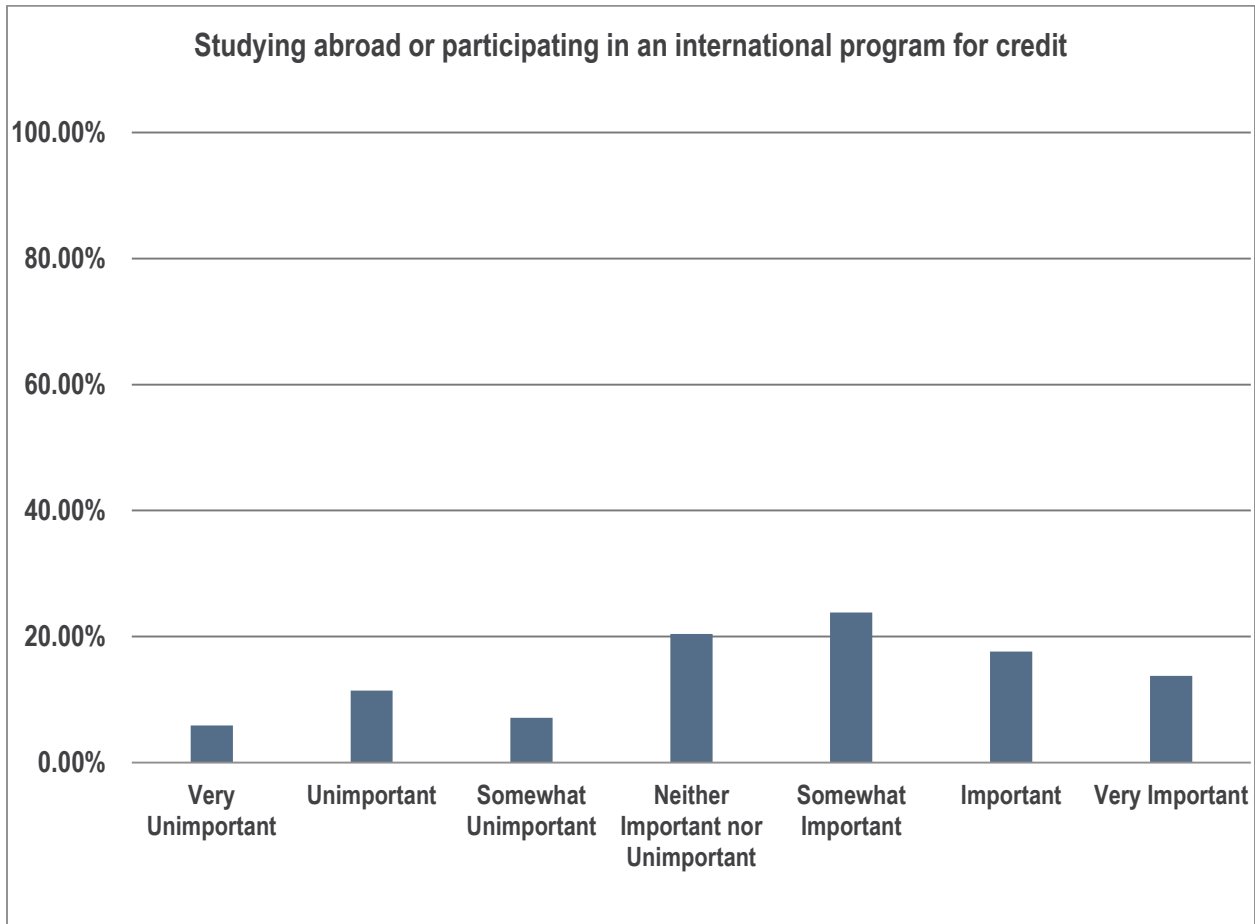
	Response	Percent
Very Unimportant	22	1.21%
Unimportant	3	0.17%
Somewhat Unimportant	8	0.44%
Neither Important nor Unimportant	10	0.55%
Somewhat Important	102	5.62%
Important	483	26.63%
Very important	1186	65.38%
	1814	100.00%



HE2

Studying abroad or participating in an international program for credit

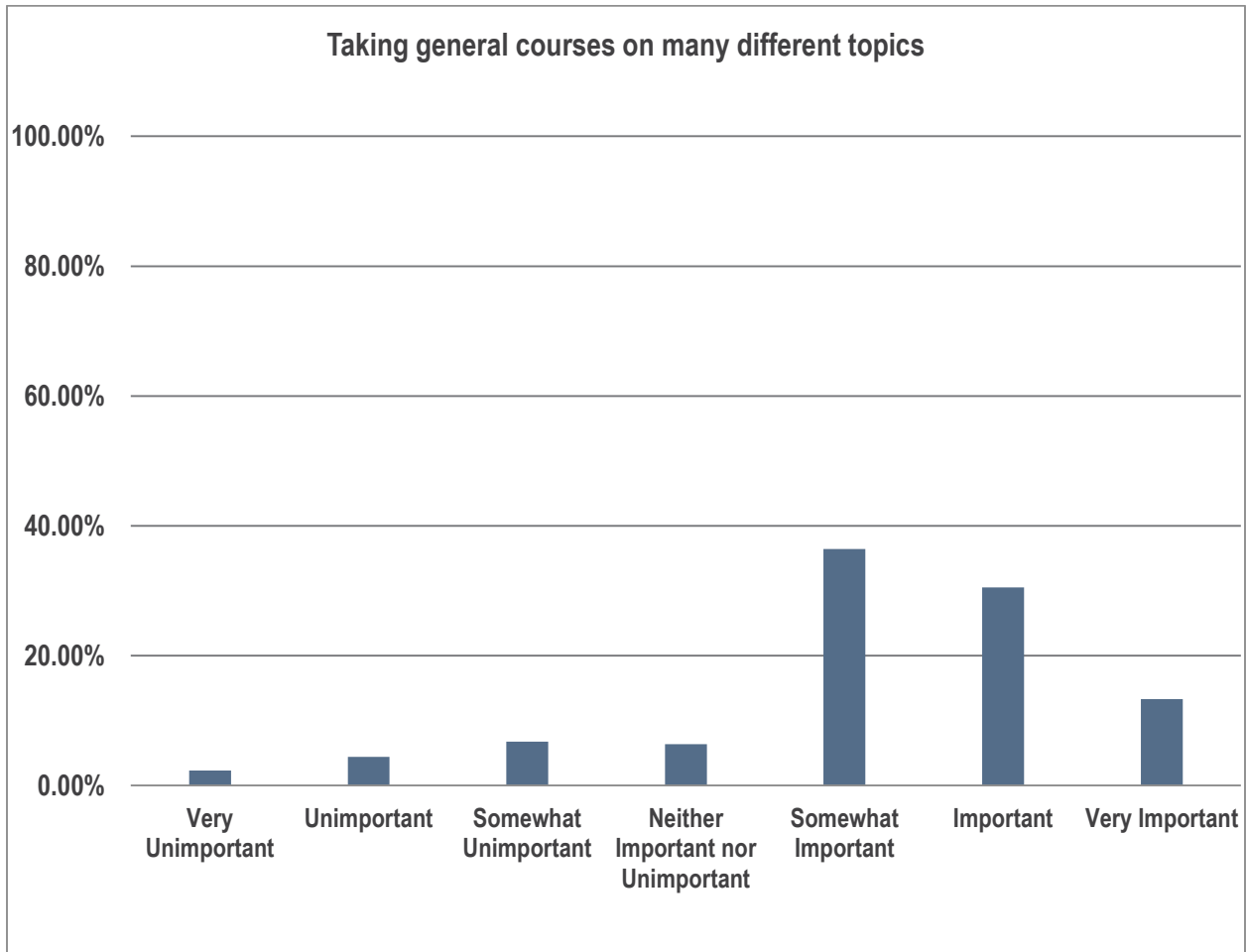
	Response	Percent
Very Unimportant	107	5.90%
Unimportant	207	11.40%
Somewhat Unimportant	129	7.11%
Neither Important nor Unimportant	370	20.39%
Somewhat Important	432	23.80%
Important	320	17.63%
Very important	250	13.77%
	1815	100.00%



HE3

Taking general courses on many different topics

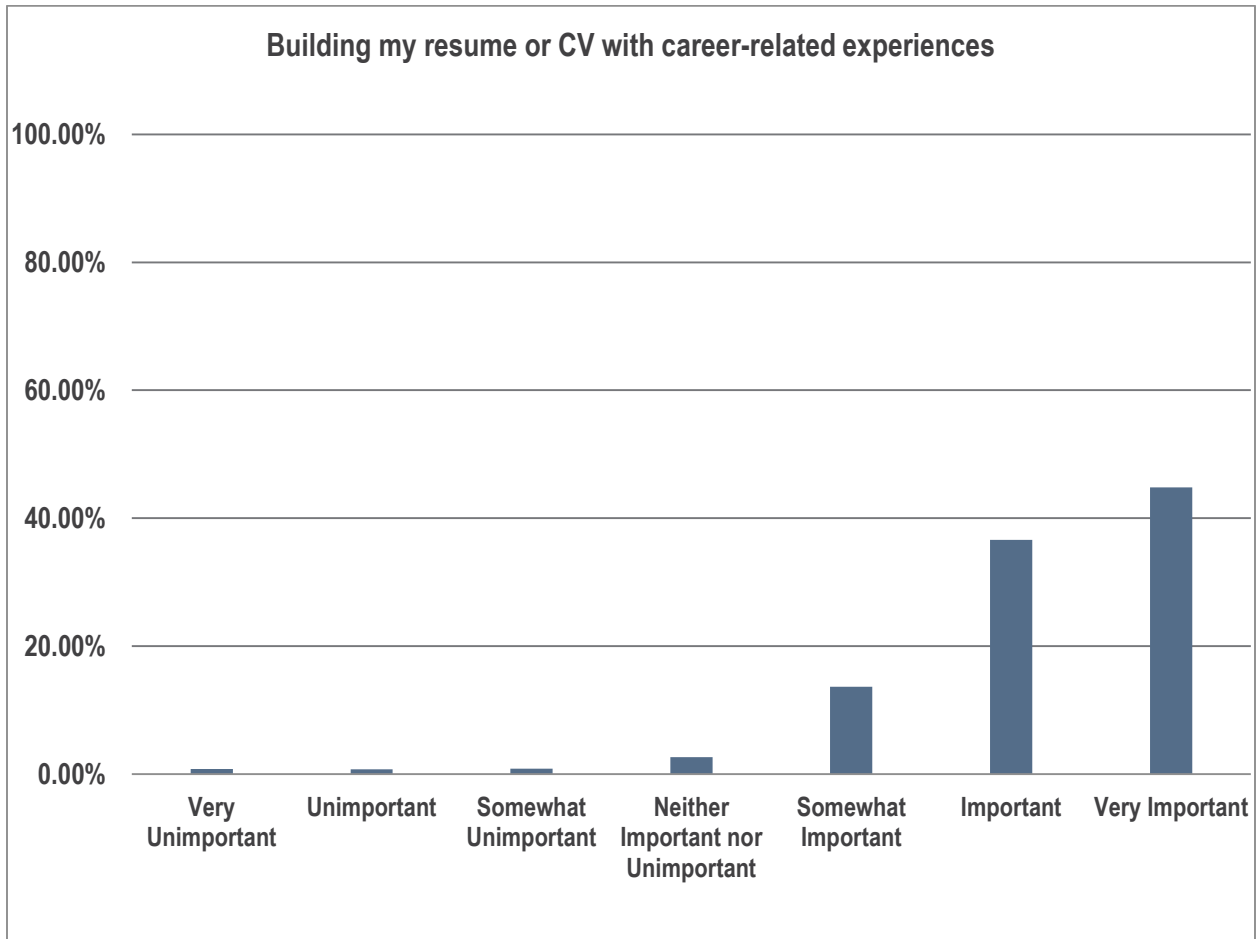
	Response	Percent
Very Unimportant	42	2.32%
Unimportant	80	4.41%
Somewhat Unimportant	122	6.73%
Neither Important nor Unimportant	115	6.34%
Somewhat Important	660	36.40%
Important	553	30.50%
Very important	241	13.29%
	1813	100.00%



HE4

Building my resume or CV with career-related experiences

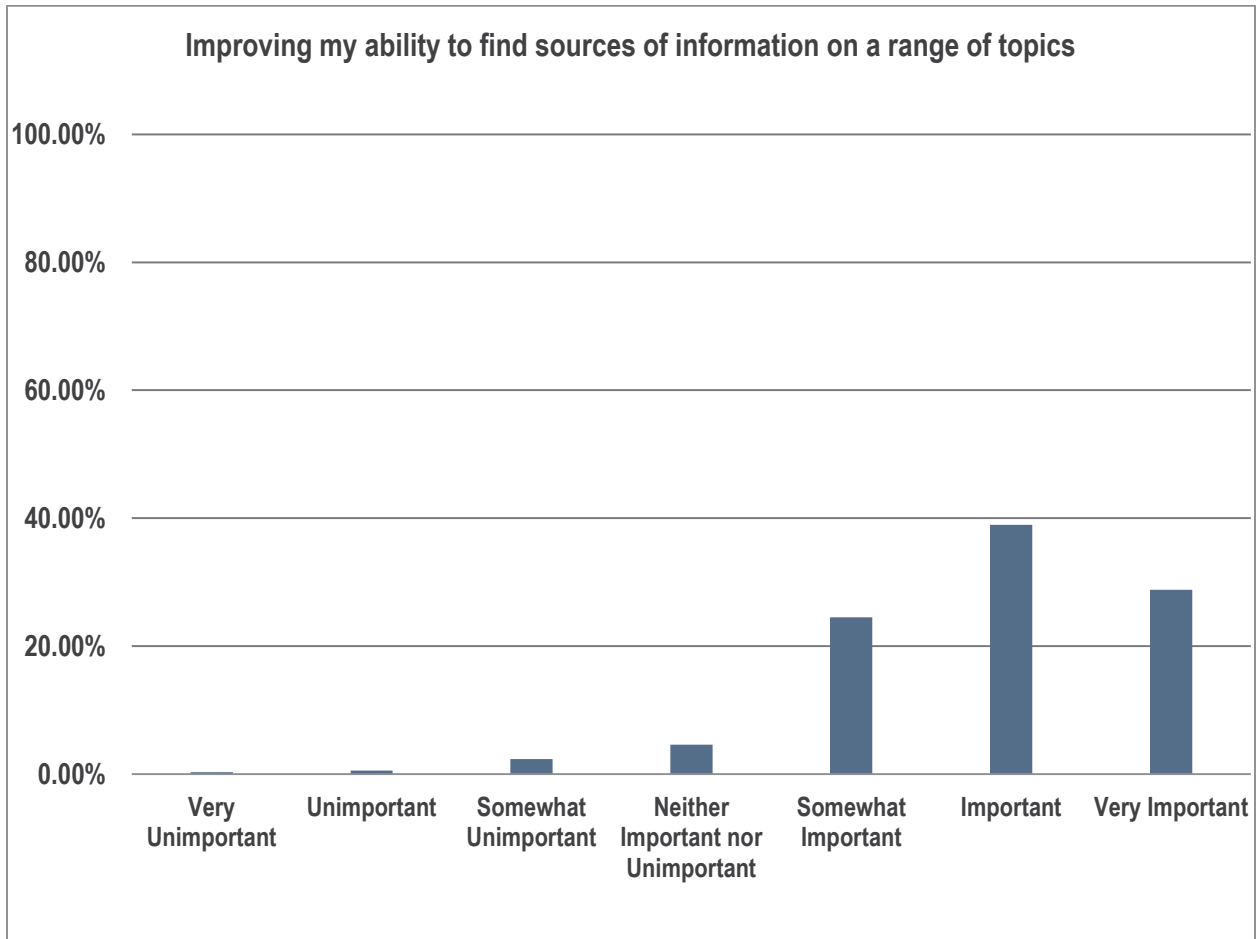
	Response	Percent
Very Unimportant	14	0.77%
Unimportant	13	0.72%
Somewhat Unimportant	15	0.83%
Neither Important nor Unimportant	48	2.64%
Somewhat Important	248	13.66%
Important	664	36.58%
Very important	813	44.79%
	1815	100.00%



HE5

Improving my ability to find sources of information on a range of topics

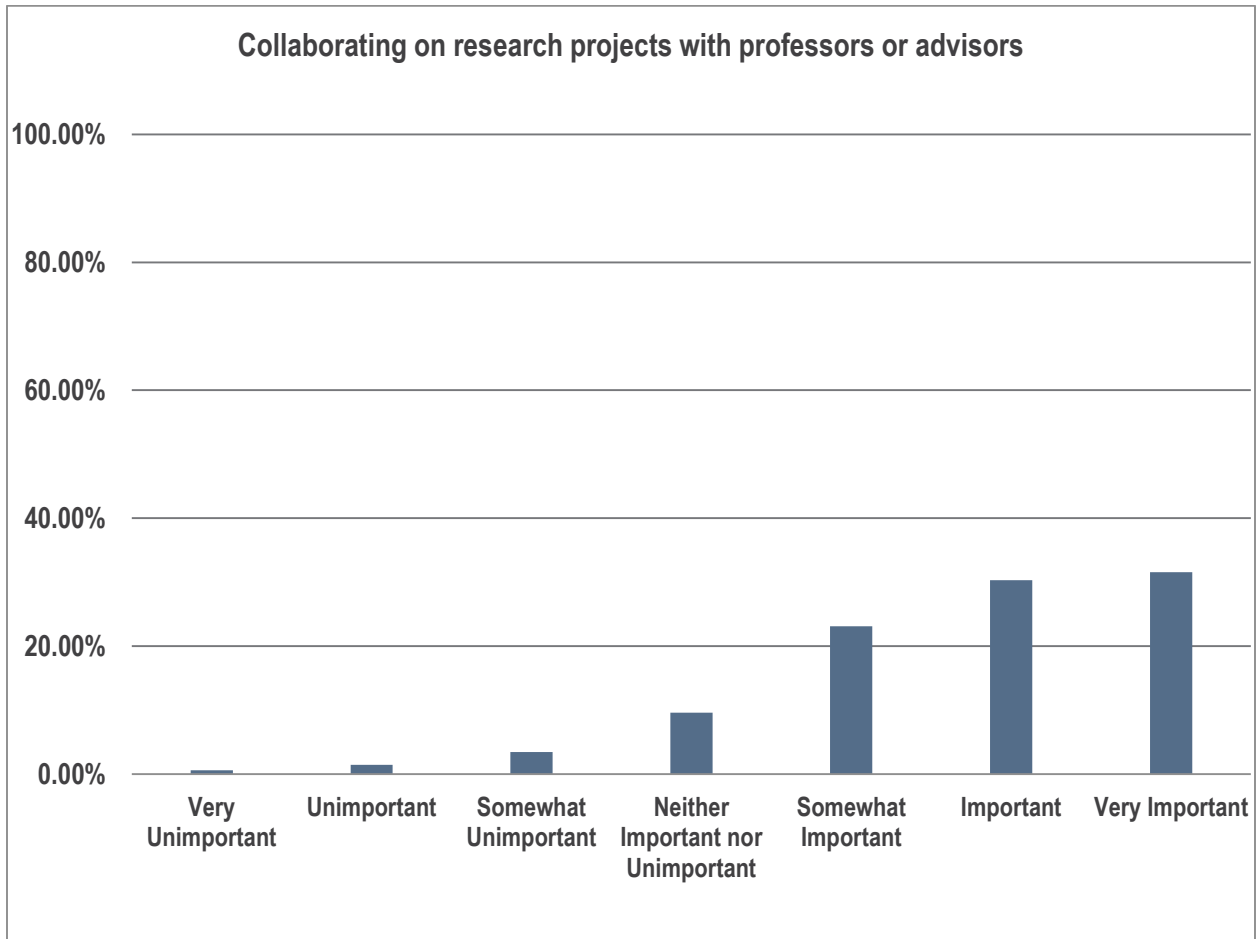
	Response	Percent
Very Unimportant	5	0.28%
Unimportant	10	0.55%
Somewhat Unimportant	42	2.32%
Neither Important nor Unimportant	83	4.58%
Somewhat Important	444	24.50%
Important	706	38.96%
Very important	522	28.81%
	1812	100.00%



HE6

Collaborating on research projects with professors or advisors

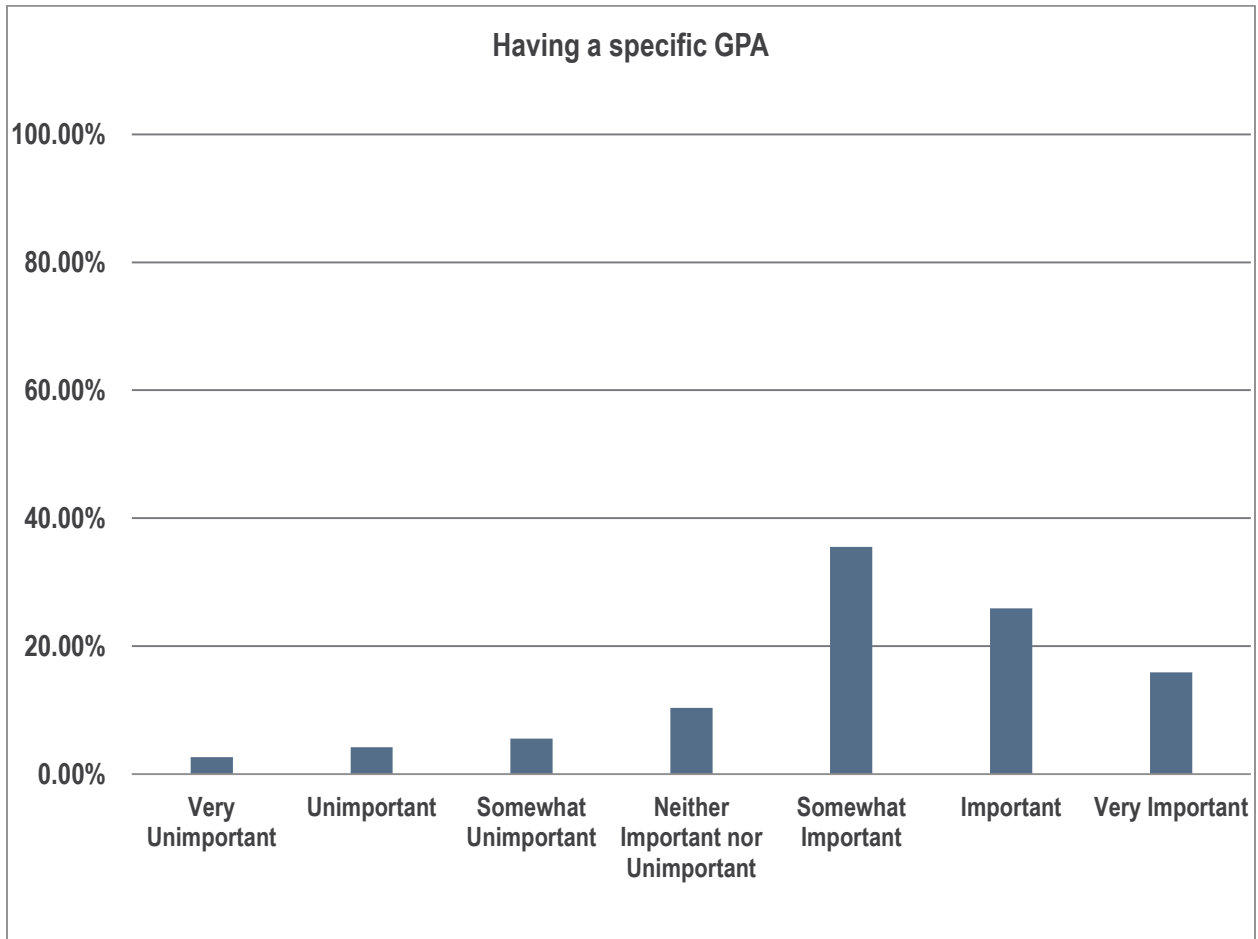
	Response	Percent
Very Unimportant	11	0.61%
Unimportant	26	1.43%
Somewhat Unimportant	62	3.42%
Neither Important nor Unimportant	174	9.60%
Somewhat Important	419	23.11%
Important	549	30.28%
Very important	572	31.55%
	1813	100.00%



HE7

Having a specific GPA

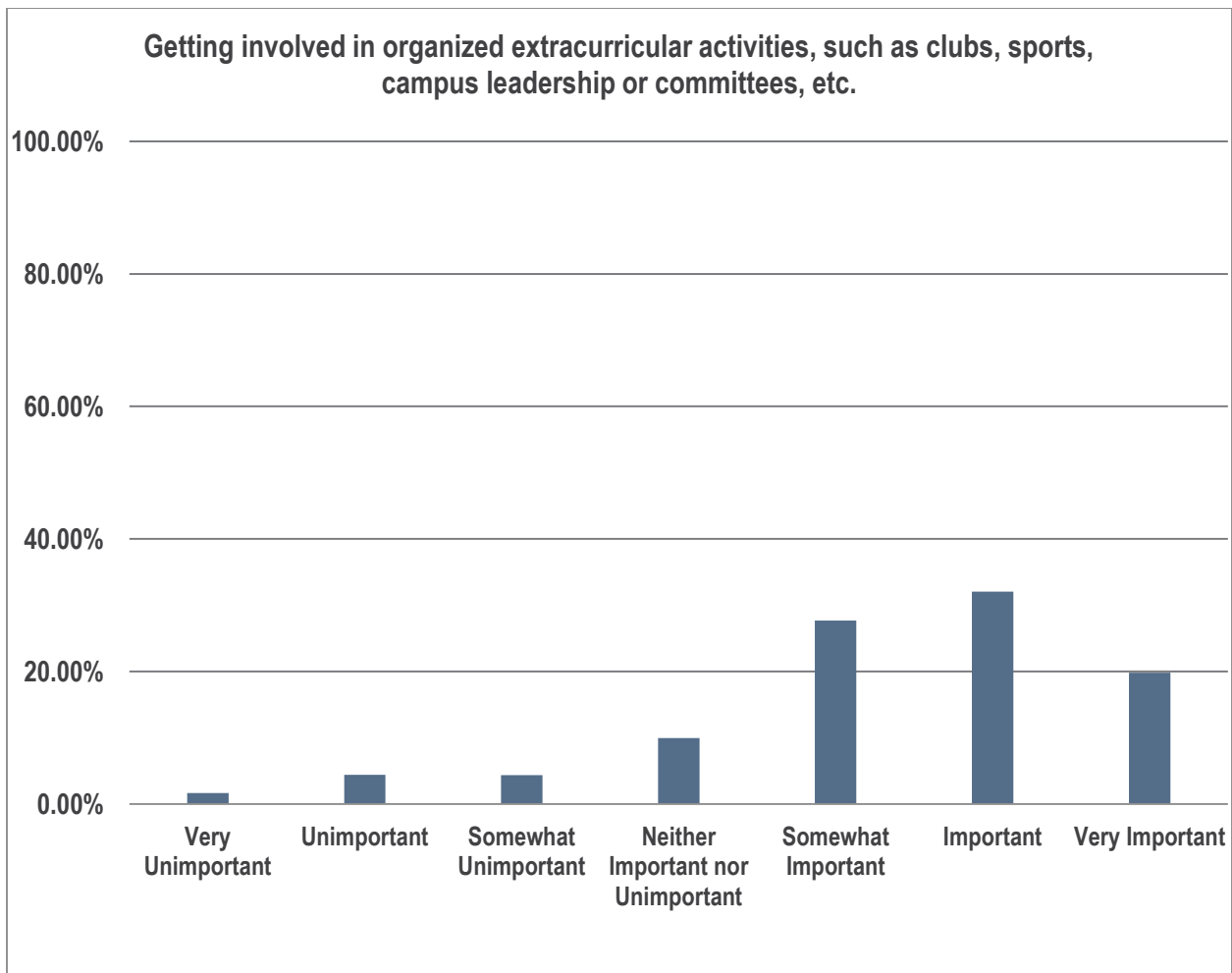
	Response	Percent
Very Unimportant	48	2.65%
Unimportant	76	4.20%
Somewhat Unimportant	100	5.52%
Neither Important nor Unimportant	187	10.33%
Somewhat Important	643	35.51%
Important	469	25.90%
Very important	288	15.90%
	1811	100.00%



HE8

Getting involved in organized extracurricular activities, such as clubs, sports, campus leadership or committees, etc.

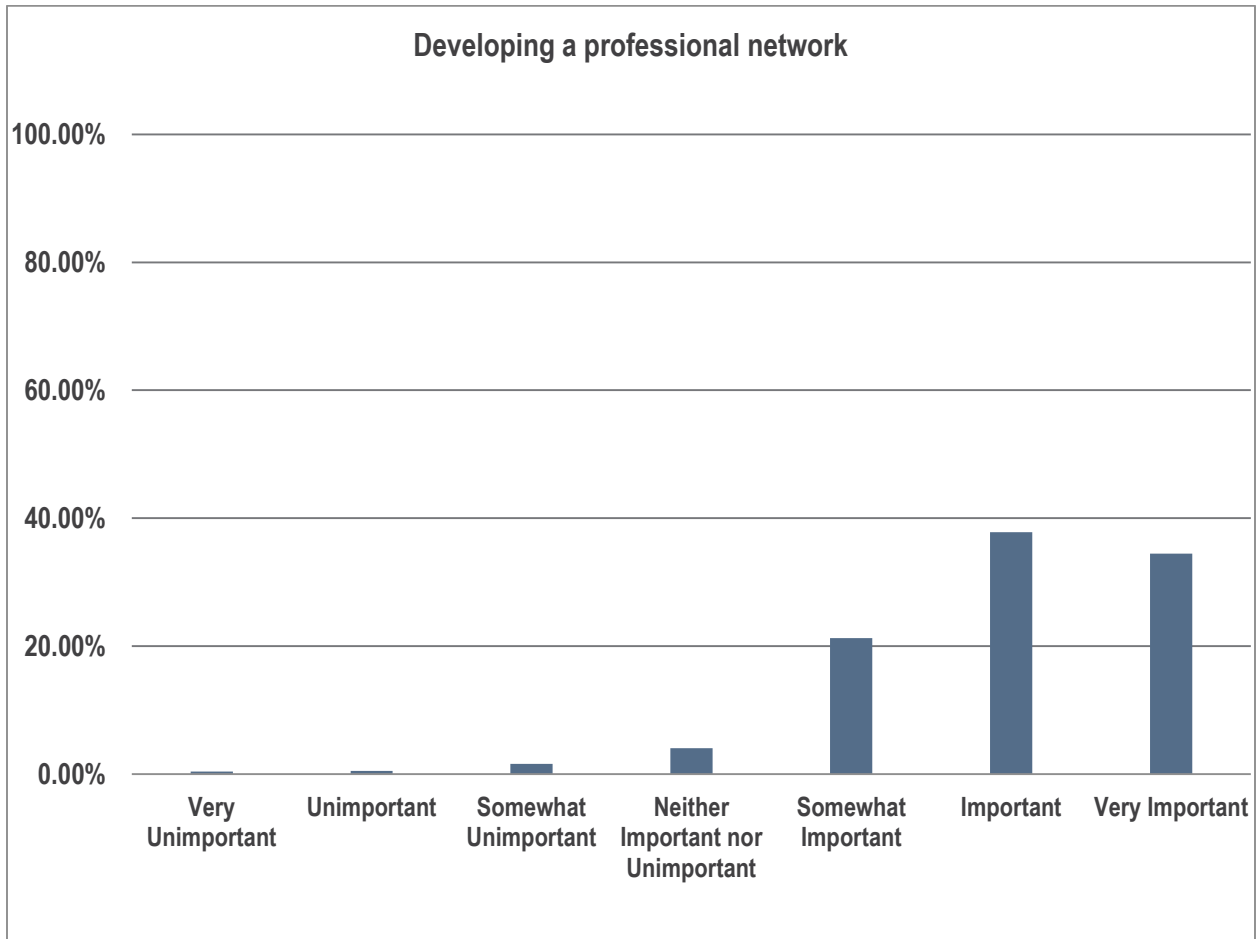
	Response	Percent
Very Unimportant	30	1.66%
Unimportant	80	4.42%
Somewhat Unimportant	79	4.36%
Neither Important nor Unimportant	181	9.99%
Somewhat Important	502	27.70%
Important	581	32.06%
Very important	359	19.81%
	1812	100.00%



HE9

Developing a professional network

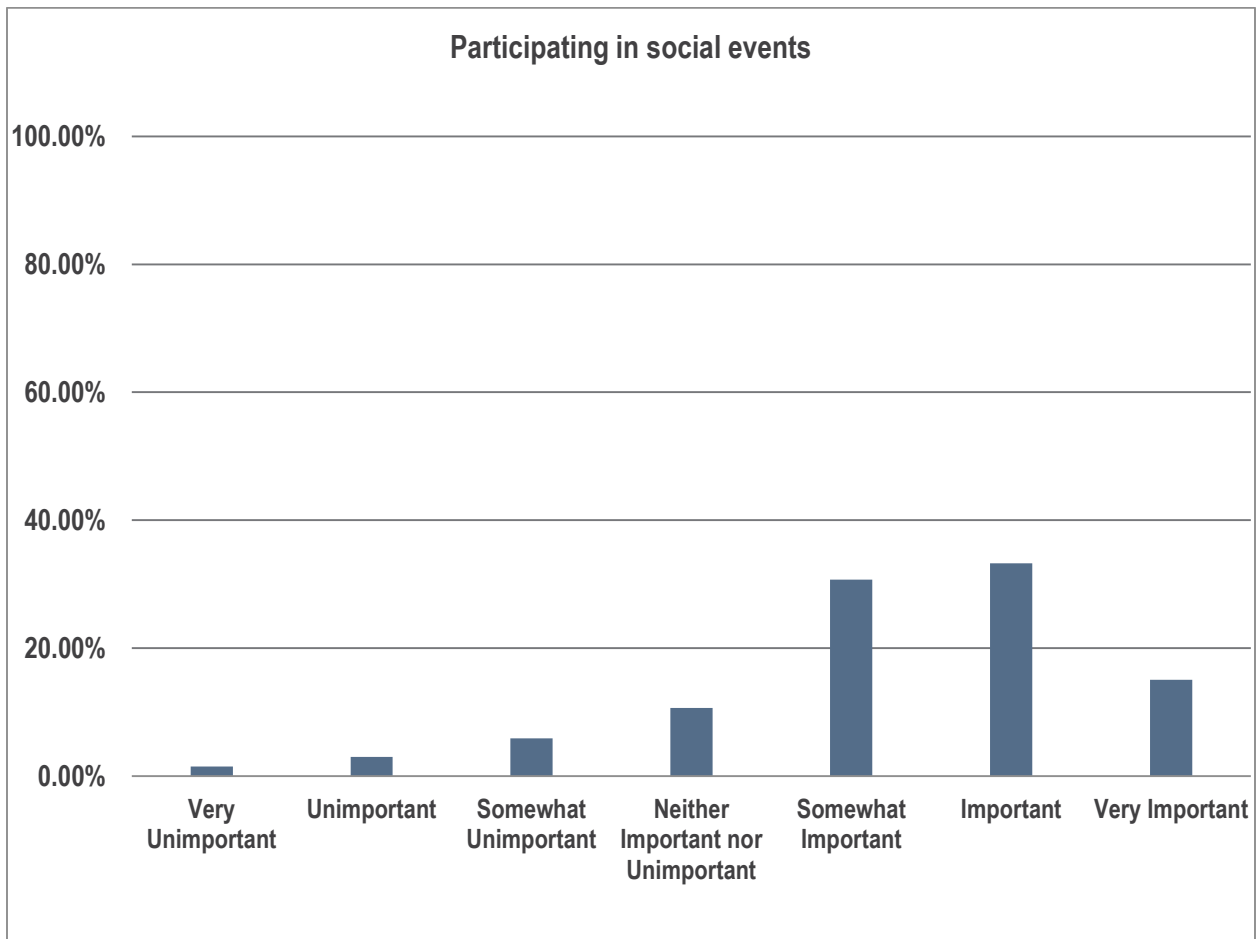
	Response	Percent
Very Unimportant	7	0.39%
Unimportant	9	0.50%
Somewhat Unimportant	29	1.60%
Neither Important nor Unimportant	73	4.02%
Somewhat Important	385	21.22%
Important	686	37.82%
Very important	625	34.45%
	1814	100.00%



HE10

Participating in social events

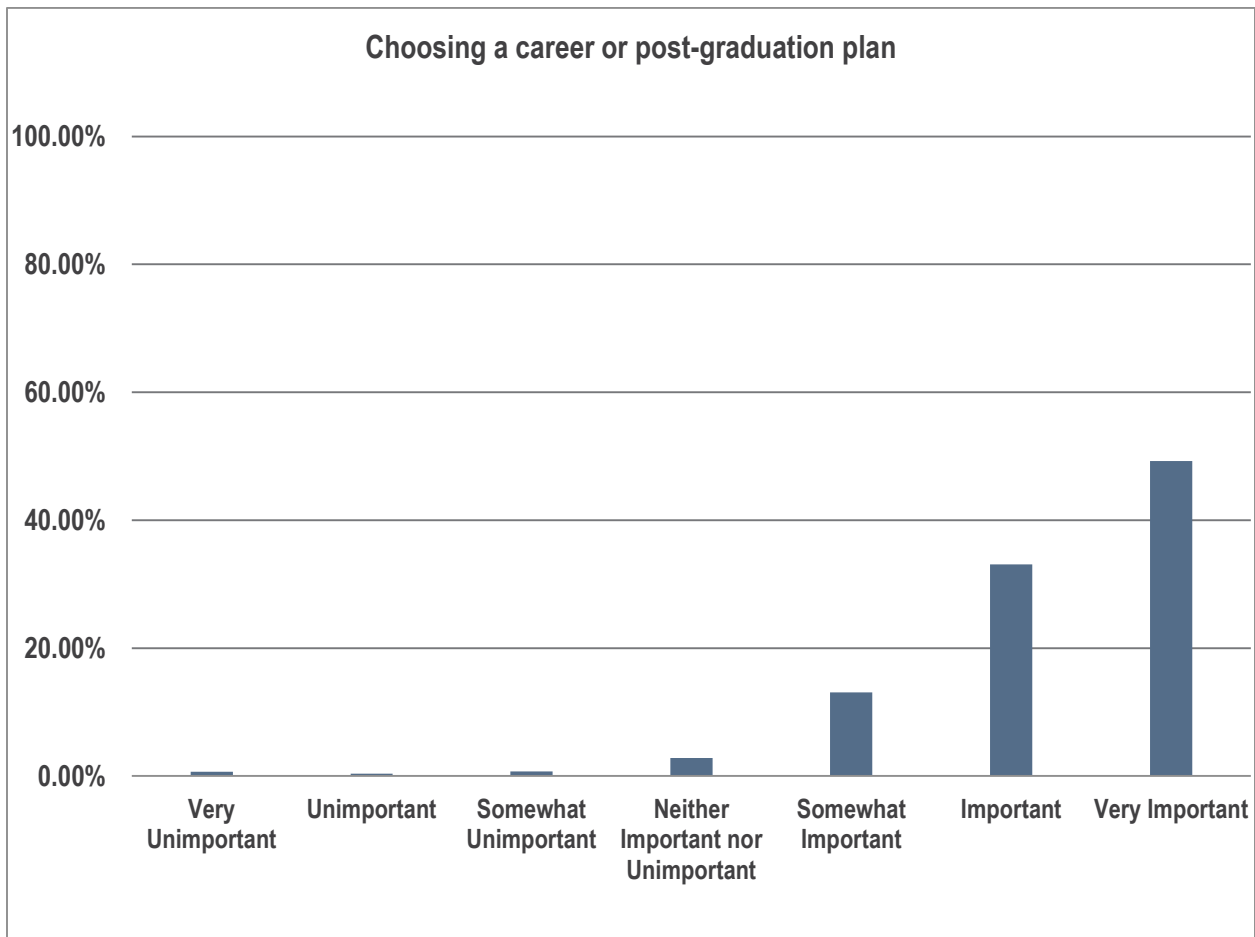
	Response	Percent
Very Unimportant	27	1.49%
Unimportant	54	2.98%
Somewhat Unimportant	107	5.90%
Neither Important nor Unimportant	193	10.64%
Somewhat Important	557	30.71%
Important	603	33.24%
Very important	273	15.05%
	1814	100.00%



HE11

Choosing a career or post-graduation plan

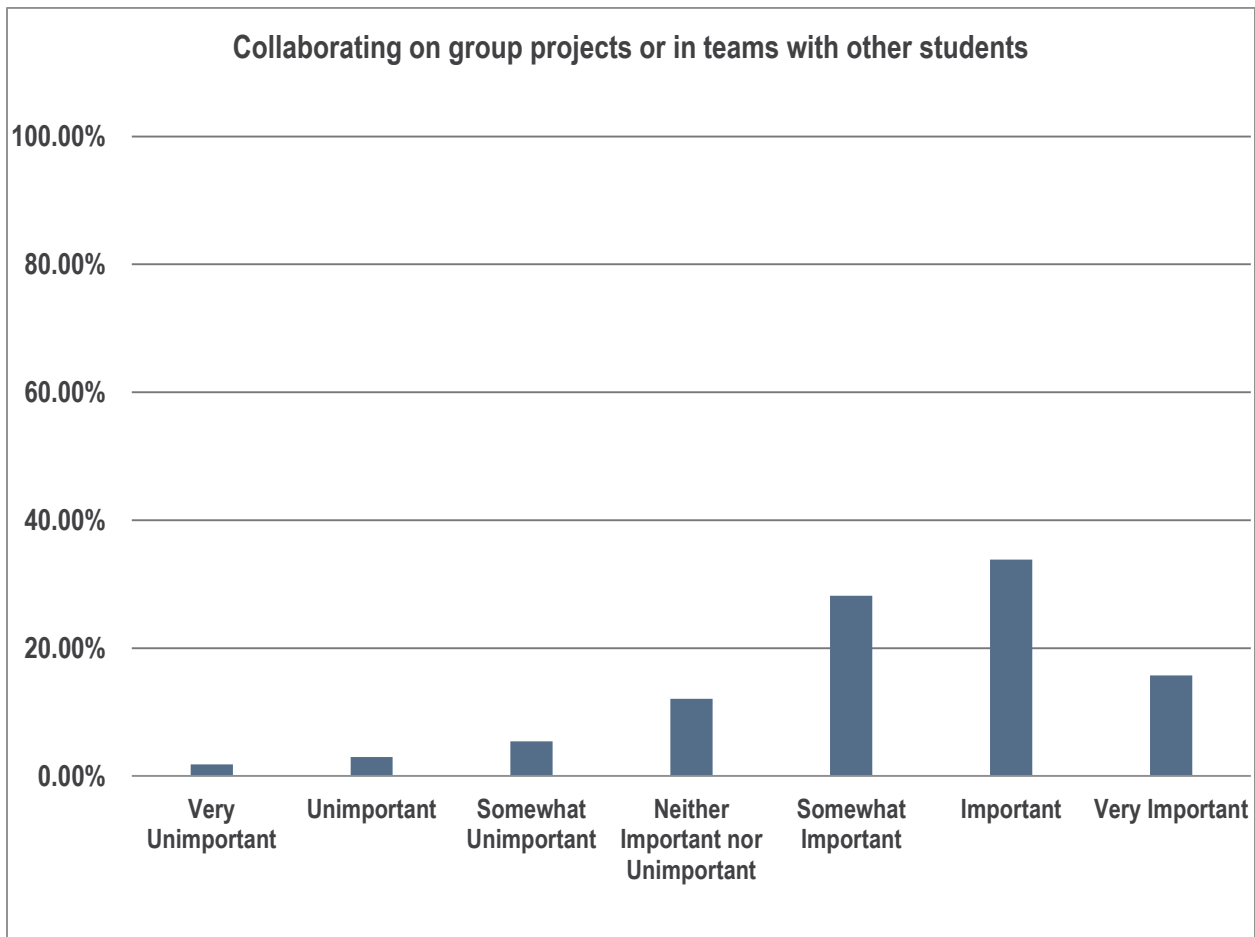
	Response	Percent
Very Unimportant	12	0.66%
Unimportant	7	0.39%
Somewhat Unimportant	13	0.72%
Neither Important nor Unimportant	51	2.81%
Somewhat Important	237	13.07%
Important	600	33.09%
Very important	893	49.26%
	1813	100.00%



HE12

Collaborating on group projects or in teams with other students

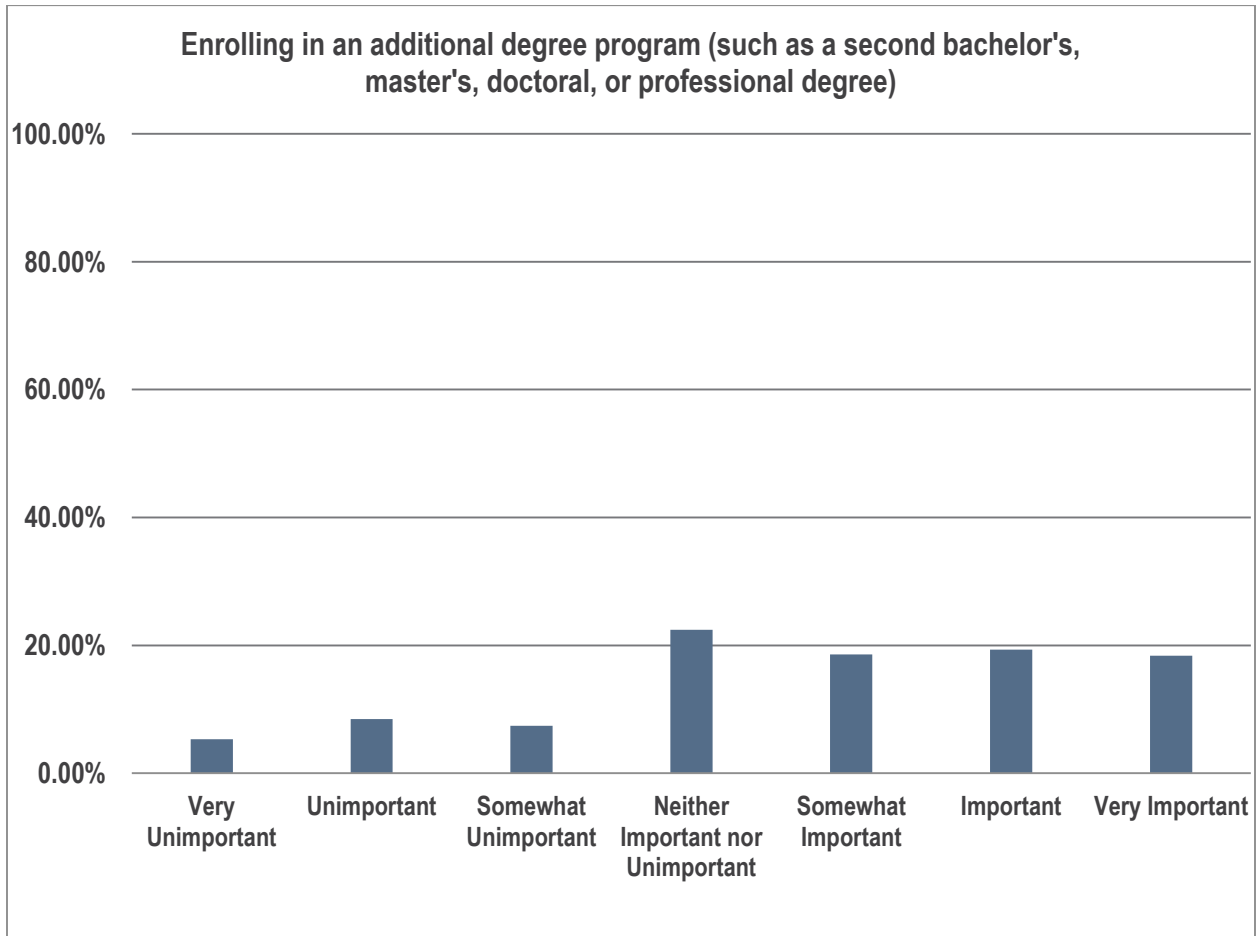
	Response	Percent
Very Unimportant	33	1.82%
Unimportant	54	2.98%
Somewhat Unimportant	98	5.41%
Neither Important nor Unimportant	219	12.08%
Somewhat Important	511	28.19%
Important	613	33.81%
Very important	285	15.72%
	1813	100.00%



HE13

Enrolling in an additional degree program (such as a second bachelor's, master's, doctoral, or professional degree)

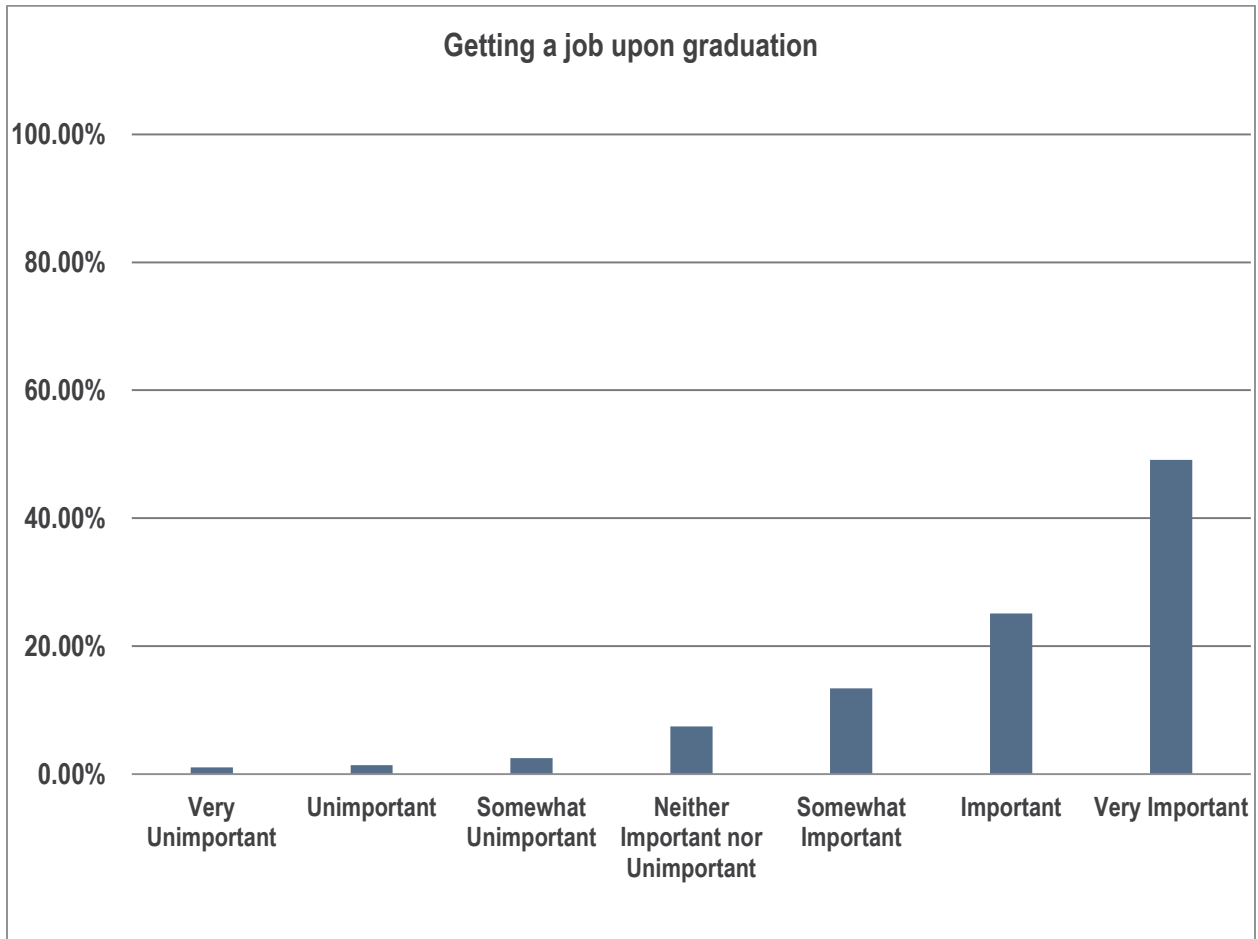
	Response	Percent
Very Unimportant	97	5.34%
Unimportant	154	8.48%
Somewhat Unimportant	135	7.44%
Neither Important nor Unimportant	407	22.42%
Somewhat Important	337	18.57%
Important	351	19.34%
Very important	334	18.40%
	1815	100.00%



HE14

Getting a job upon graduation

	Response	Percent
Very Unimportant	19	1.05%
Unimportant	25	1.38%
Somewhat Unimportant	45	2.48%
Neither Important nor Unimportant	135	7.45%
Somewhat Important	243	13.41%
Important	455	25.11%
Very important	890	49.12%
	1812	100.00%



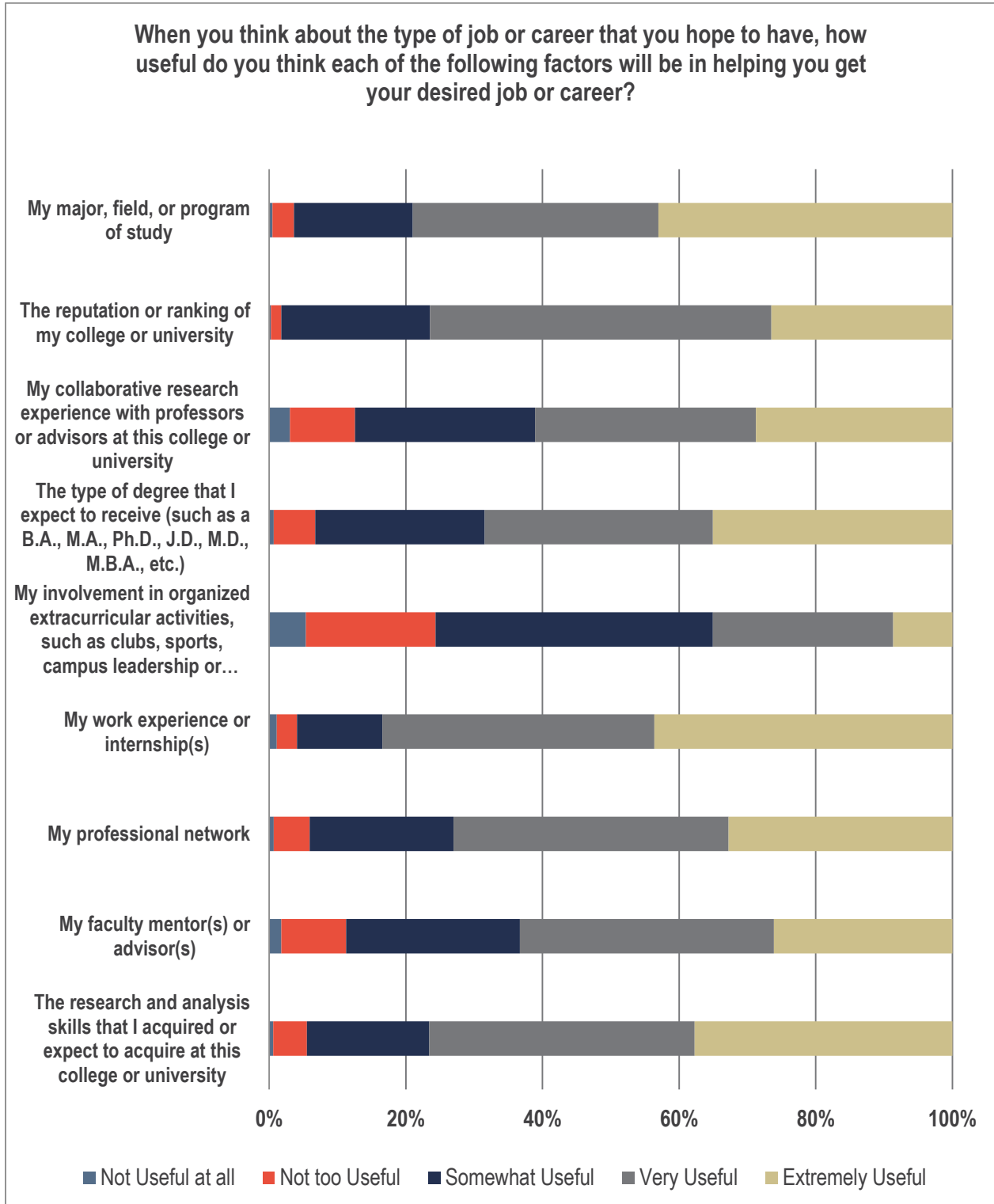
HE15

When you think about the type of job or career that you hope to have, how useful do you think each of the following factors will be in helping you get your desired job or career?

	Not Useful at all	Not too Useful	Somewhat Useful	Very Useful	Extremely Useful	Response
My major, field, or program of study	0.50%	3.14%	17.37%	35.96%	43.02%	1813
The reputation or ranking of my college or university	0.28%	1.49%	21.76%	49.97%	26.50%	1811
My collaborative research experience with professors or advisors at this college or university	3.03%	9.54%	26.37%	32.32%	28.74%	1813
The type of degree that I expect to receive (such as a B.A., M.A., Ph.D., J.D., M.D., M.B.A., etc.)	0.66%	6.07%	24.79%	33.41%	35.06%	1811
My involvement in organized extracurricular activities, such as clubs, sports, campus leadership or committees, etc.	5.36%	19.00%	40.59%	26.39%	8.67%	1811
My work experience or internship(s)	1.11%	2.99%	12.49%	39.80%	43.62%	1809
My professional network	0.66%	5.25%	21.07%	40.27%	32.74%	1808
My faculty mentor(s) or advisor(s)	1.77%	9.50%	25.41%	37.18%	26.13%	1810
The research and analysis skills that I acquired or expect to acquire at this college or university	0.61%	4.91%	17.93%	38.83%	37.73%	1813

HE15

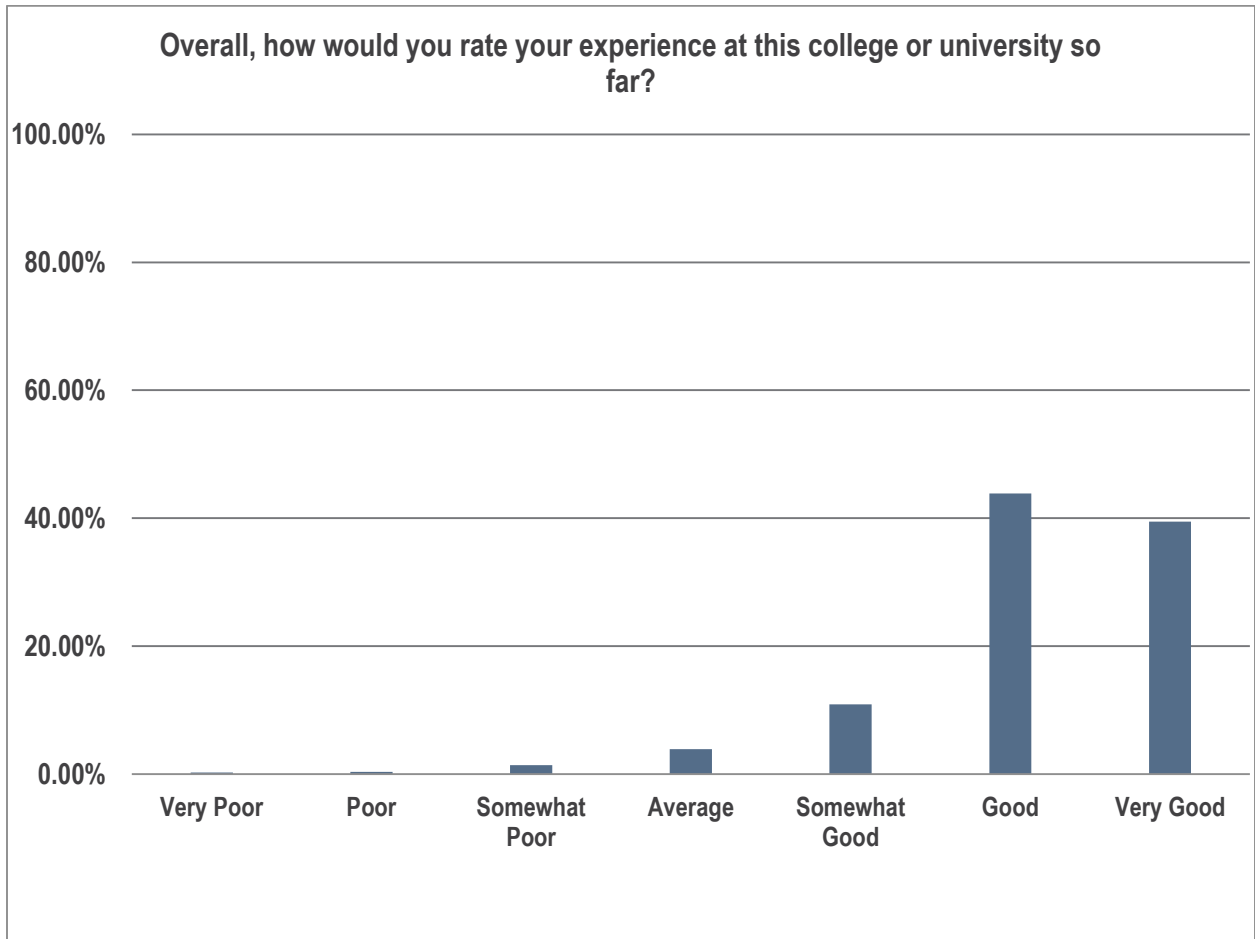
When you think about the type of job or career that you hope to have, how useful do you think each of the following factors will be in helping you get your desired job or career?



HE16

Overall, how would you rate your experience at this college or university so far?

	Response	Percent
Very Poor	4	0.22%
Poor	6	0.33%
Somewhat Poor	25	1.38%
Average	70	3.86%
Somewhat Good	197	10.87%
Good	795	43.87%
Very Good	715	39.46%
	1812	100.00%



Skip Logic Questions

SL1 [Multiple selections are possible]

Which of the following degrees are you pursuing at this college or university? Please select all that apply or select "N/A" if you are not enrolled in a degree granting program:

SL2 [Contingent on SL1] [Multiple selections are possible]

Please select the statement or statements from the following list that best describe(s) the type of graduate education you are currently pursuing at this college or university:

SL3 [Contingent on SL1] [Multiple selections are possible]

Please select the stage or stages from the following list that best describe(s) where you are in your master's or professional degree program:

SL4 [Contingent on SL1]

Please select the stage from the following list that best describes where you are in your Ph.D. program:

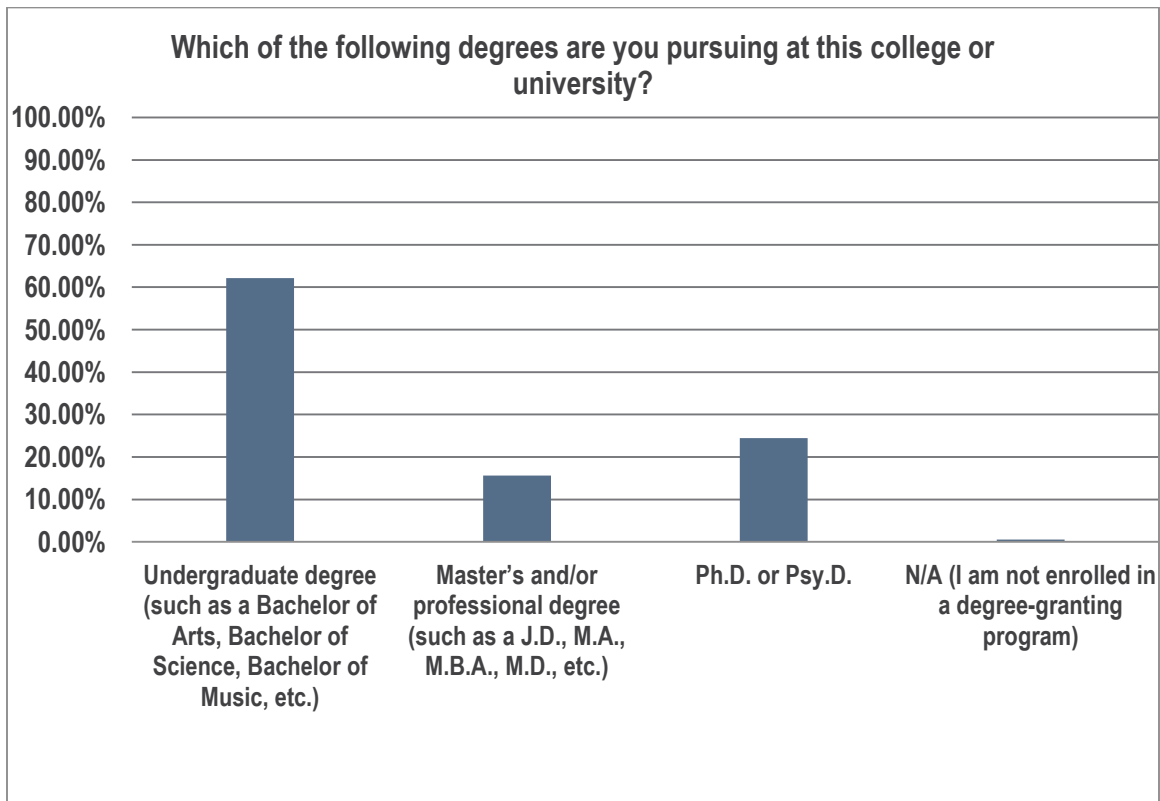
SL5 [Multiple selections are possible]

Graduate students may have the opportunity to teach undergraduate or graduate courses, either as a teaching assistant (TA) or as the instructor-of-record (lecturer). Please select which types of courses you have taught while enrolled as a graduate student at this college or university (select all that apply):

SL1 [Multiple selections are possible]

Which of the following degrees are you pursuing at this college or university? Please select all that apply or select "N/A" if you are not enrolled in a degree granting program:


	Responses	Percent
Undergraduate degree (such as a Bachelor of Arts, Bachelor of Science, Bachelor of Music, etc.)	1126	62.14%
Master's and/or professional degree (such as a J.D., M.A., M.B.A., M.D., etc.)	283	15.62%
Ph.D. or Psy.D.	443	24.45%
N/A (I am not enrolled in a degree-granting program)	10	0.55%
	1862	



SL2 [Contingent on SL1] [Multiple selections are possible]

Please select the statement or statements from the following list that best describe(s) the type of graduate education you are currently pursuing at this college or university:

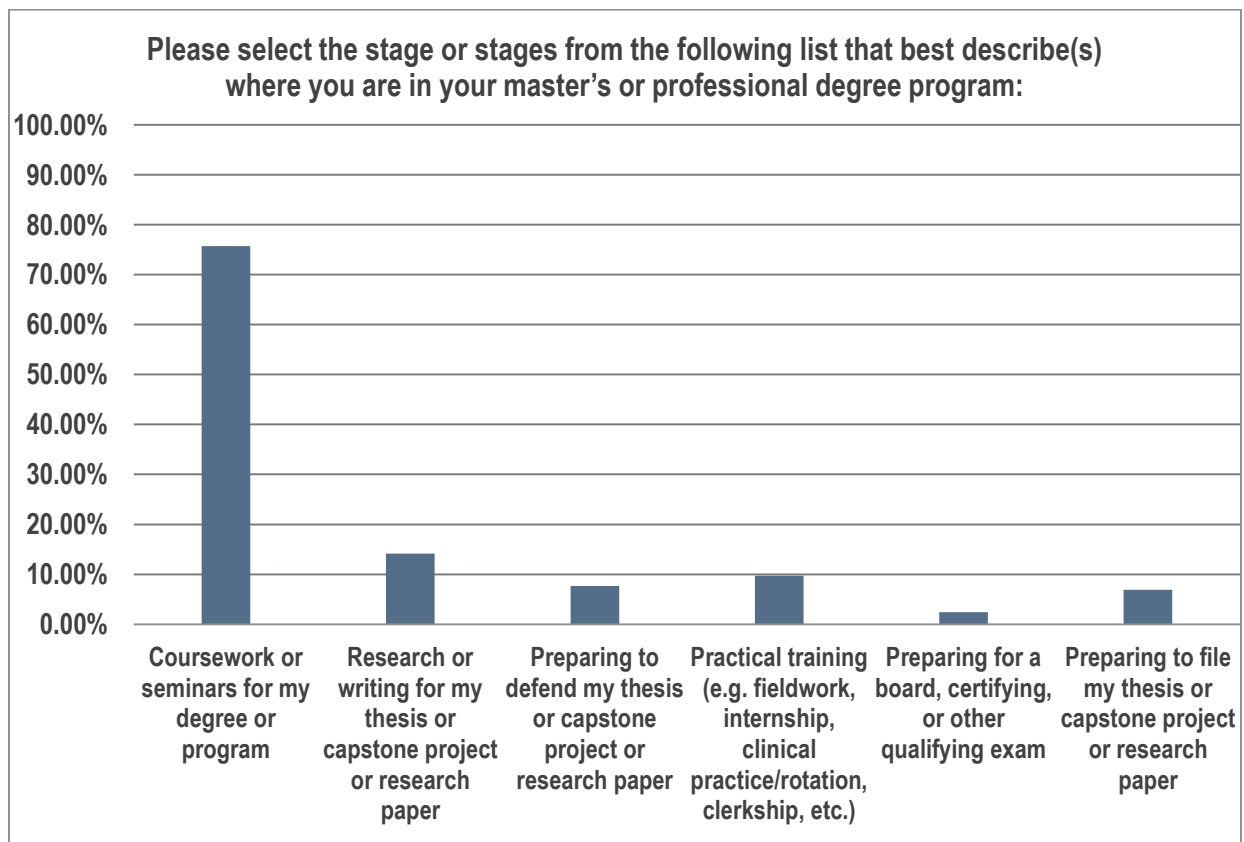
	Response	Percent
I am currently enrolled in a non-degree granting graduate or professional program (such as a certificate or continuing education program)	0	0.00%
I am currently enrolled in one or more noncredit graduate or professional courses	0	0.00%
I am currently enrolled in one or more graduate or professional courses for credit	2	20.00%
I am currently enrolled in one or more noncredit undergraduate courses	0	0.00%
I am currently enrolled in one or more undergraduate courses for credit	5	50.00%
Other (please explain):	3	30.00%
	10	



SL3 [Contingent on SL1] [Multiple selections are possible]

Please select the stage or stages from the following list that best describe(s) where you are in your master's or professional degree program:

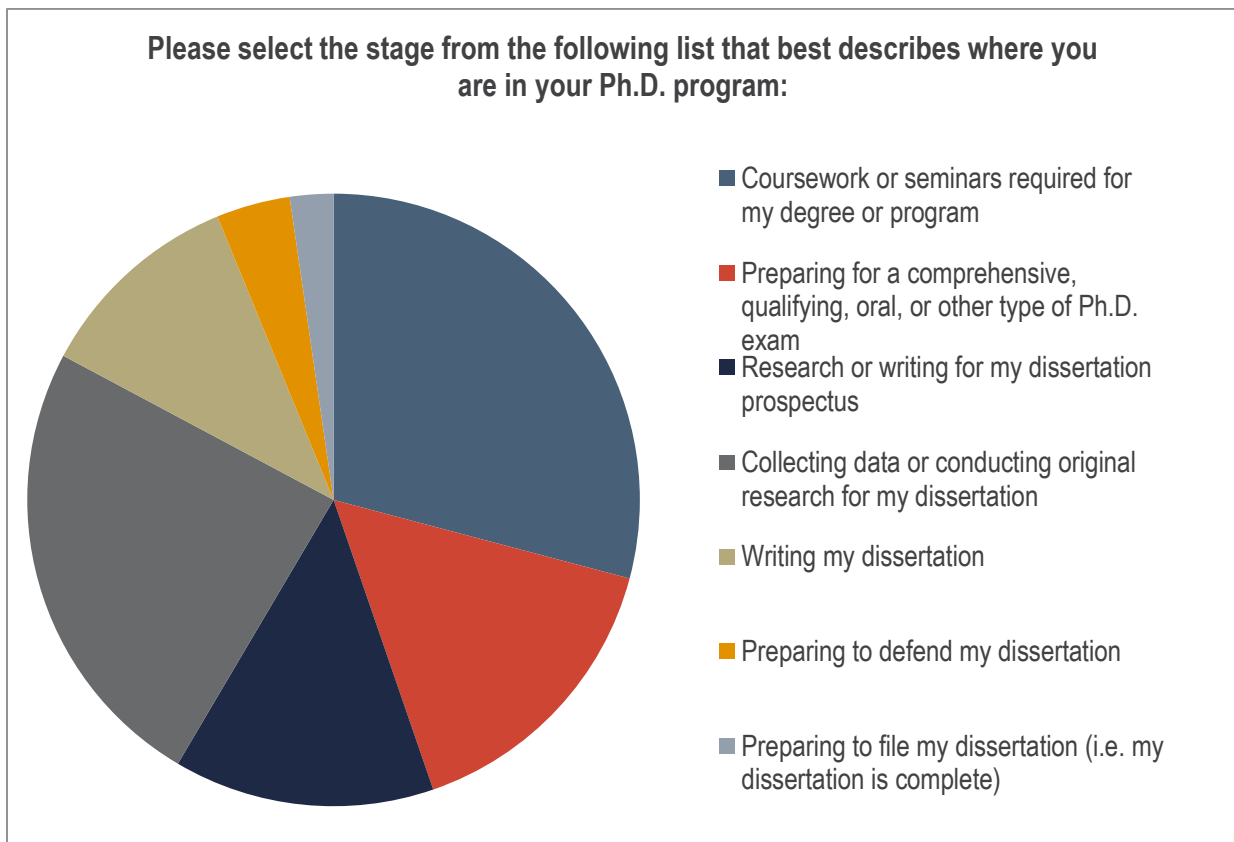
	Response	Percent
Coursework or seminars for my degree or program	187	75.71%
Research or writing for my thesis or capstone project or research paper	35	14.17%
Preparing to defend my thesis or capstone project or research paper	19	7.69%
Practical training (e.g. fieldwork, internship, clinical practice/rotation, clerkship, etc.)	24	9.72%
Preparing for a board, certifying, or other qualifying exam	6	2.43%
Preparing to file my thesis or capstone project or research paper	17	6.88%
	288	



SL4 [Contingent on SL1]

Please select the stage from the following list that best describes where you are in your Ph.D. program:

	Response	Percent
Coursework or seminars required for my degree or program	127	29.13%
Preparing for a comprehensive, qualifying, oral, or other type of Ph.D. exam	68	15.60%
Research or writing for my dissertation prospectus	60	13.76%
Collecting data or conducting original research for my dissertation	106	24.31%
Writing my dissertation	48	11.01%
Preparing to defend my dissertation	17	3.90%
Preparing to file my dissertation (i.e. my dissertation is complete)	10	2.29%
	436	



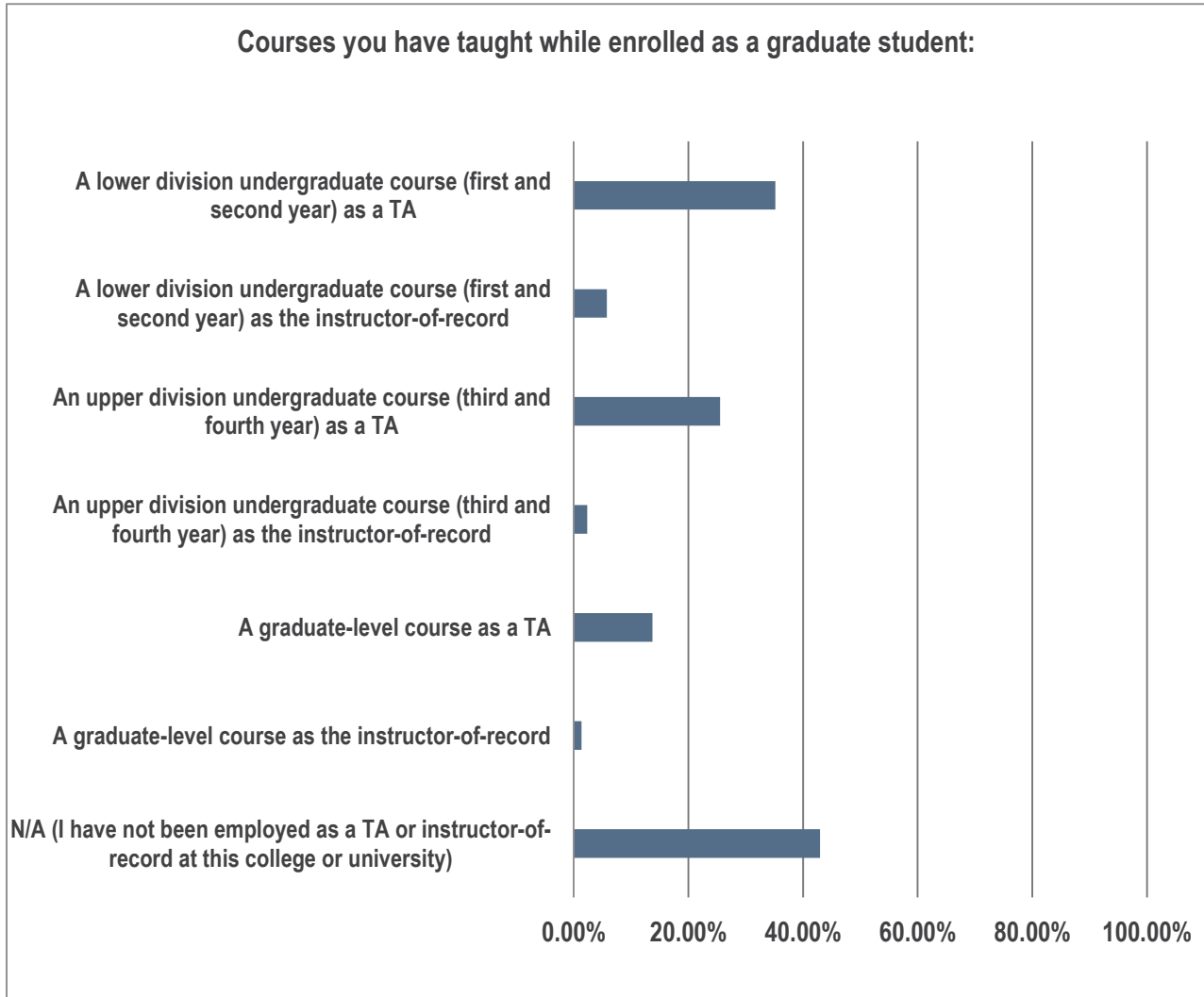
SL5 [Multiple selections are possible]

Graduate students may have the opportunity to teach undergraduate or graduate courses, either as a teaching assistant (TA) or as the instructor-of-record (lecturer). Please select which types of courses you have taught while enrolled as a graduate student at this college or university (select all that apply):

	Response	Percent
A lower division undergraduate course (first and second year) as a TA	238	35.16%
A lower division undergraduate course (first and second year) as the instructor-of-record	39	5.76%
An upper division undergraduate course (third and fourth year) as a TA	173	25.55%
An upper division undergraduate course (third and fourth year) as the instructor-of-record	16	2.36%
A graduate-level course as a TA	93	13.74%
A graduate-level course as the instructor-of-record	9	1.33%
N/A (I have not been employed as a TA or instructor-of-record at this college or university)	291	42.98%
	859	

SL5 [Multiple selections are possible]

Graduate students may have the opportunity to teach undergraduate or graduate courses, either as a teaching assistant (TA) or as the instructor-of-record (lecturer). Please select which types of courses you have taught while enrolled as a graduate student at this college or university (select all that apply):



Undergraduate: Coursework and Academics

This module of questions (UCA1-UCA16) is contingent on the respondent pursuing an undergraduate degree (SL1).

UCA1

In the courses you are currently taking, how often are you assigned each of the following types of work?

UCA2

In the courses you are currently taking, how often do you use each of the following types of sources of information for your coursework or research projects?

UCA3

Please think about your most recently completed research project. Which of the following starting points did you use to begin your research?

UCA4

How easy or difficult do you find it to access information and resources that you need for your coursework or research projects?

Please read the following statements and tell us whether you strongly agree with the statement, agree, somewhat agree, neither agree nor disagree, somewhat disagree, disagree, or strongly disagree.

UCA5

My instructors help me develop the research skills to find and use academic sources of information for my coursework or research projects

UCA6

Campus librarians or library staff help me develop the research skills to find and use academic sources of information for my coursework or research projects

UCA7

The library serves as a starting point for locating information, resources, or citations that I use for my coursework or research projects

UCA8

The courses that I have to take for my major are relevant to my educational goals

UCA9

The courses that I have to take outside my major are relevant to my educational goals (for example, electives, prerequisites, core curriculum, or general education or G.E. courses)

UCA10

The courses that I have to take for my major are relevant to my career goals

UCA11

The courses that I have to take outside my major are relevant to my career goals (for example, electives, core curriculum, prerequisites, or general education or G.E. courses)

UCA12

The main responsibility of my college or university library should be helping me access print or electronic versions of books, articles, data, images, and other resources that I may need for my coursework or research projects

UCA13

The main responsibility of my college or university library should be supporting student learning by helping students to develop research skills and find, access, and make use of books, articles, data, images, and other resources

UCA14

The courses that I have to take are all connected in a cohesive way

UCA15

Today, a degree obtained from a fully online program is as valuable as a degree obtained from a traditional college or university experience

UCA16

Today, it would be fine with me if all of the courses in my degree program were taught online

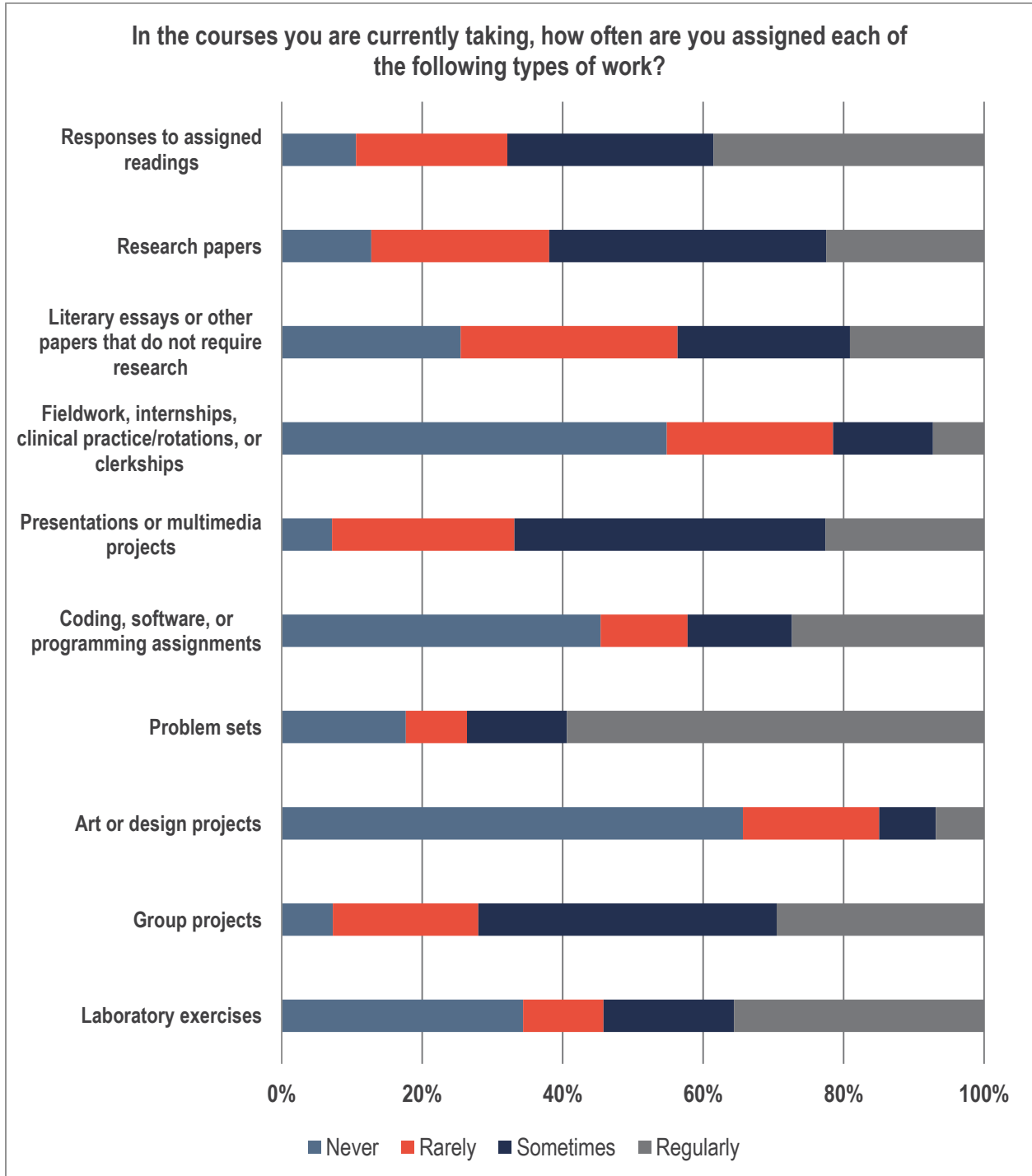
UCA1

In the courses you are currently taking, how often are you assigned each of the following types of work?

	Never	Rarely	Sometimes	Regularly	Response
Responses to assigned readings	10.59%	21.53%	29.36%	38.52%	1124
Research papers	12.79%	25.31%	39.43%	22.47%	1126
Literary essays or other papers that do not require research	25.51%	30.84%	24.53%	19.11%	1125
Fieldwork, internships, clinical practice/rotations, or clerkships	54.84%	23.64%	14.22%	7.29%	1125
Presentations or multimedia projects	7.20%	25.96%	44.27%	22.58%	1125
Coding, software, or programming assignments	45.41%	12.38%	14.87%	27.34%	1123
Problem sets	17.69%	8.71%	14.22%	59.38%	1125
Art or design projects	65.66%	19.40%	8.10%	6.85%	1124
Group projects	7.29%	20.71%	42.49%	29.51%	1125
Laboratory exercises	34.37%	11.46%	18.56%	35.61%	1126

UCA1

In the courses you are currently taking, how often are you assigned each of the following types of work?



UCA2

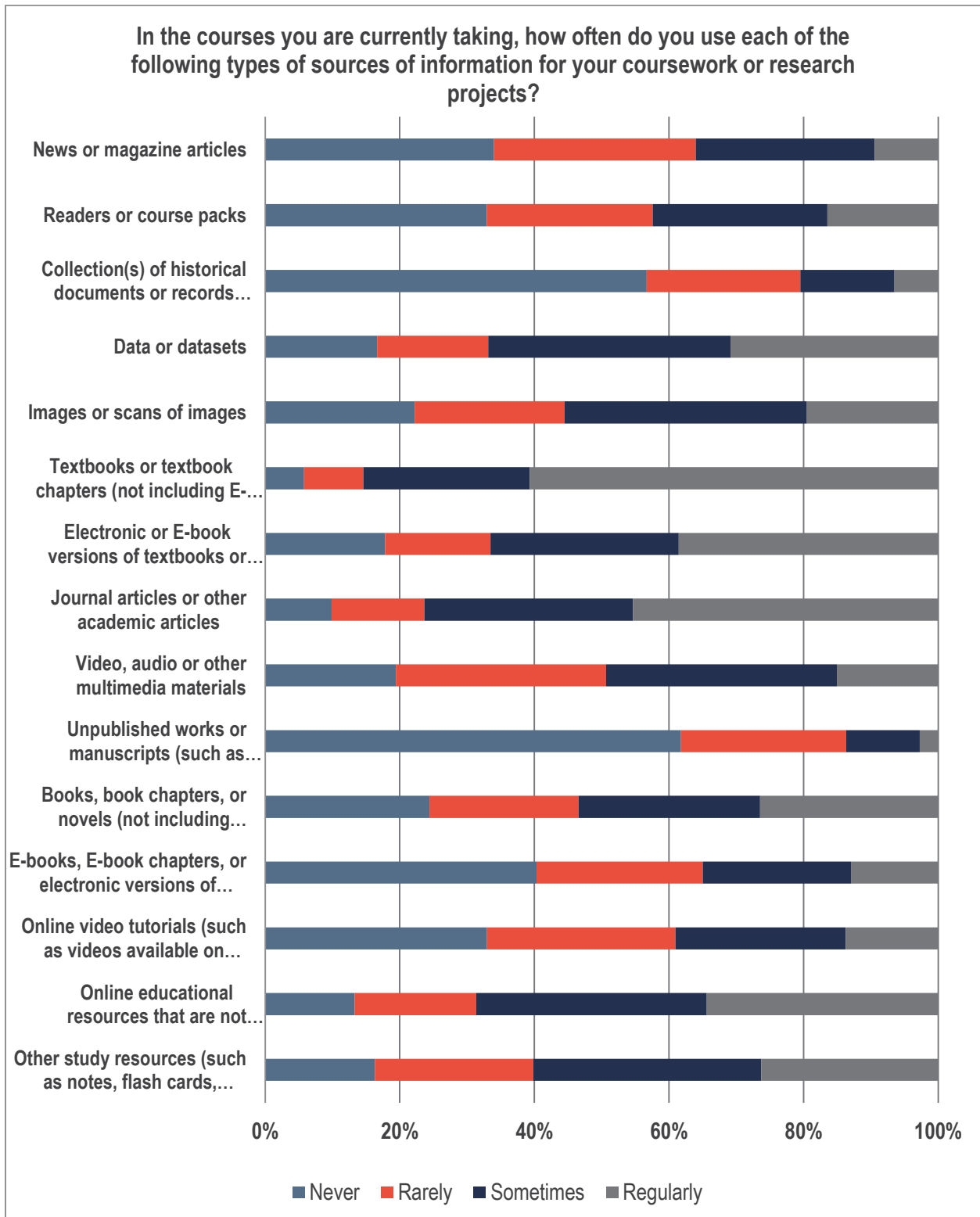
In the courses you are currently taking, how often do you use each of the following types of sources of information for your coursework or research projects?

	Never	Rarely	Sometimes	Regularly	Response
News or magazine articles	33.99%	29.98%	26.60%	9.43%	1124
Readers or course packs	32.92%	24.64%	25.98%	16.46%	1124
Collection(s) of historical documents or records (such as rare books, hand-written letters or diaries, artifacts, etc.)	56.67%	22.86%	13.97%	6.49%	1124
Data or datasets	16.62%	16.53%	36.00%	30.84%	1125
Images or scans of images	22.20%	22.29%	35.99%	19.52%	1117
Textbooks or textbook chapters (not including E-book versions)	5.78%	8.81%	24.73%	60.68%	1124
Electronic or E-book versions of textbooks or textbook chapters	17.81%	15.67%	27.96%	38.56%	1123
Journal articles or other academic articles	9.88%	13.79%	30.96%	45.37%	1124
Video, audio or other multimedia materials	19.41%	31.26%	34.28%	15.05%	1123
Unpublished works or manuscripts (such as planning documents, agency reports, white papers, etc.)	61.78%	24.53%	10.93%	2.76%	1125
Books, book chapters, or novels (not including textbooks or E-book versions)	24.40%	22.17%	26.98%	26.45%	1123
E-books, E-book chapters, or electronic versions of novels (not including textbooks)	40.32%	24.69%	22.11%	12.88%	1126
Online video tutorials (such as videos available on Khan Academy, Lynda.com, YouTube, etc.)	32.95%	28.04%	25.27%	13.75%	1120

Online educational resources that are not videos (such as Wikipedia, study guides, etc.)	13.28%	18.09%	34.22%	34.40%	1122
Other study resources (such as notes, flash cards, study guides or handouts, etc.)	16.31%	23.53%	33.87%	26.29%	1122

UCA2

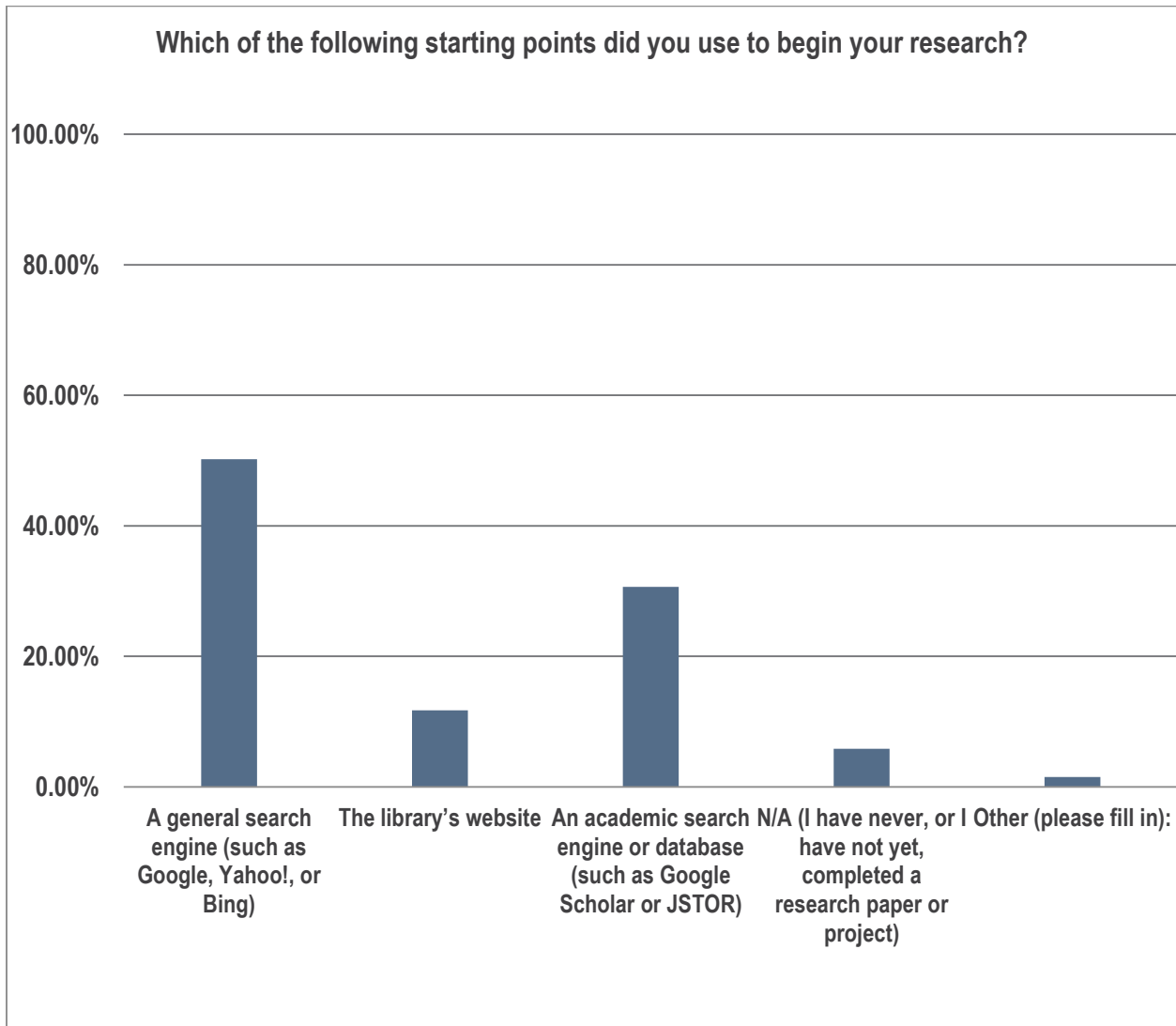
In the courses you are currently taking, how often do you use each of the following types of sources of information for your coursework or research projects?



UCA3

Please think about your most recently completed research project. Which of the following starting points did you use to begin your research?


	Response	Percent
A general search engine (such as Google, Yahoo!, or Bing)	565	50.22%
The library's website	132	11.73%
An academic search engine or database (such as Google Scholar or JSTOR)	345	30.67%
N/A (I have never, or I have not yet, completed a research project)	66	5.87%
Other (please fill in):	17	1.51%
	1125	100.00%



UCA4

How easy or difficult do you find it to access information and resources that you need for your coursework or research projects?

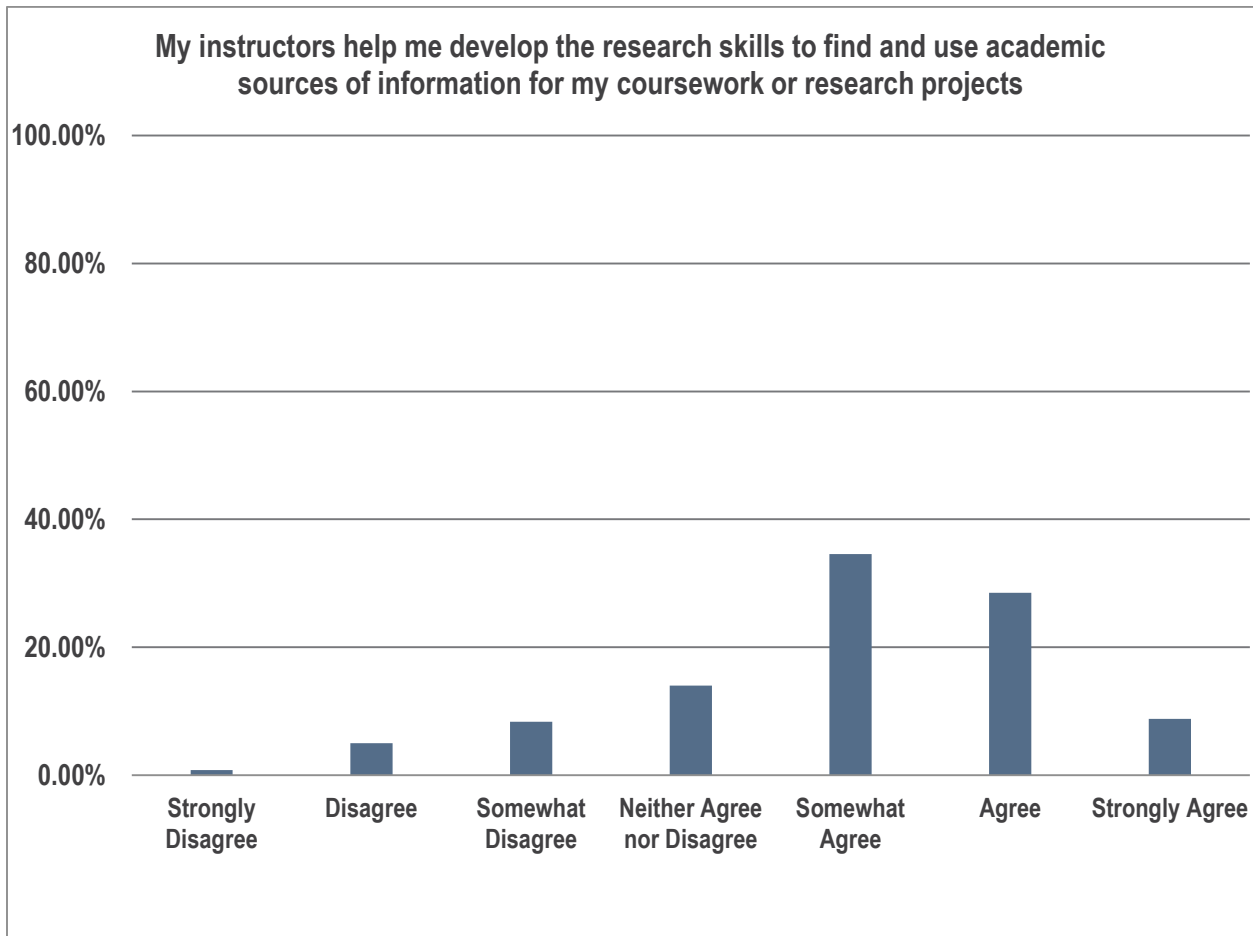
	Response	Percent
Very Difficult	4	0.36%
Difficult	20	1.78%
Somewhat Difficult	114	10.12%
Neither Easy nor Difficult	190	16.87%
Somewhat Easy	401	35.61%
Easy	314	27.89%
Very Easy	83	7.37%
	1126	100.00%



UCA5

My instructors help me develop the research skills to find and use academic sources of information for my coursework or research projects

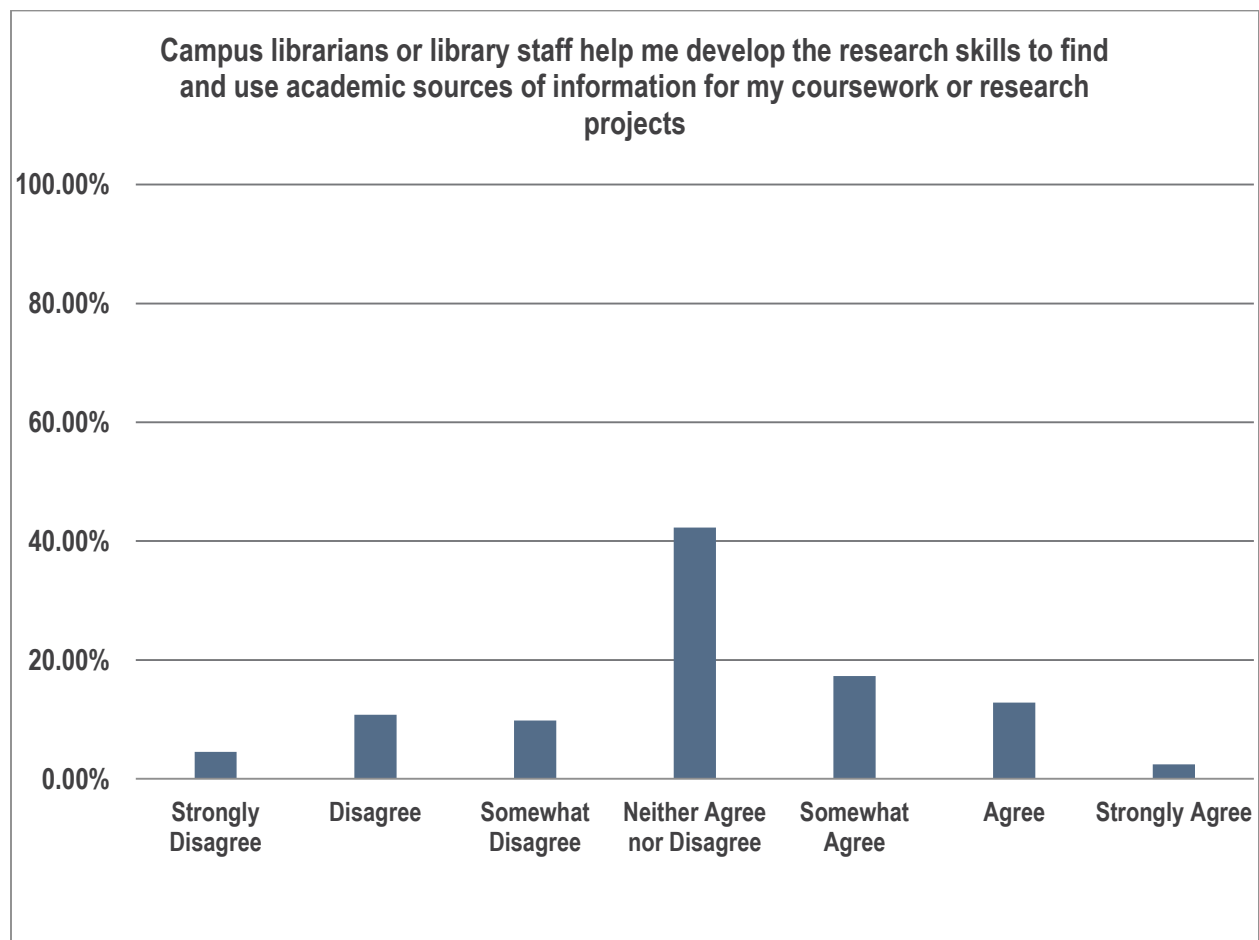
	Response	Percent
Strongly Disagree	9	0.80%
Disagree	56	4.99%
Somewhat Disagree	94	8.37%
Neither Agree nor Disagree	157	13.98%
Somewhat Agree	388	34.55%
Agree	320	28.50%
Strongly Agree	99	8.82%
	1123	100.00%



UCA6

Campus librarians or library staff help me develop the research skills to find and use academic sources of information for my coursework or research projects

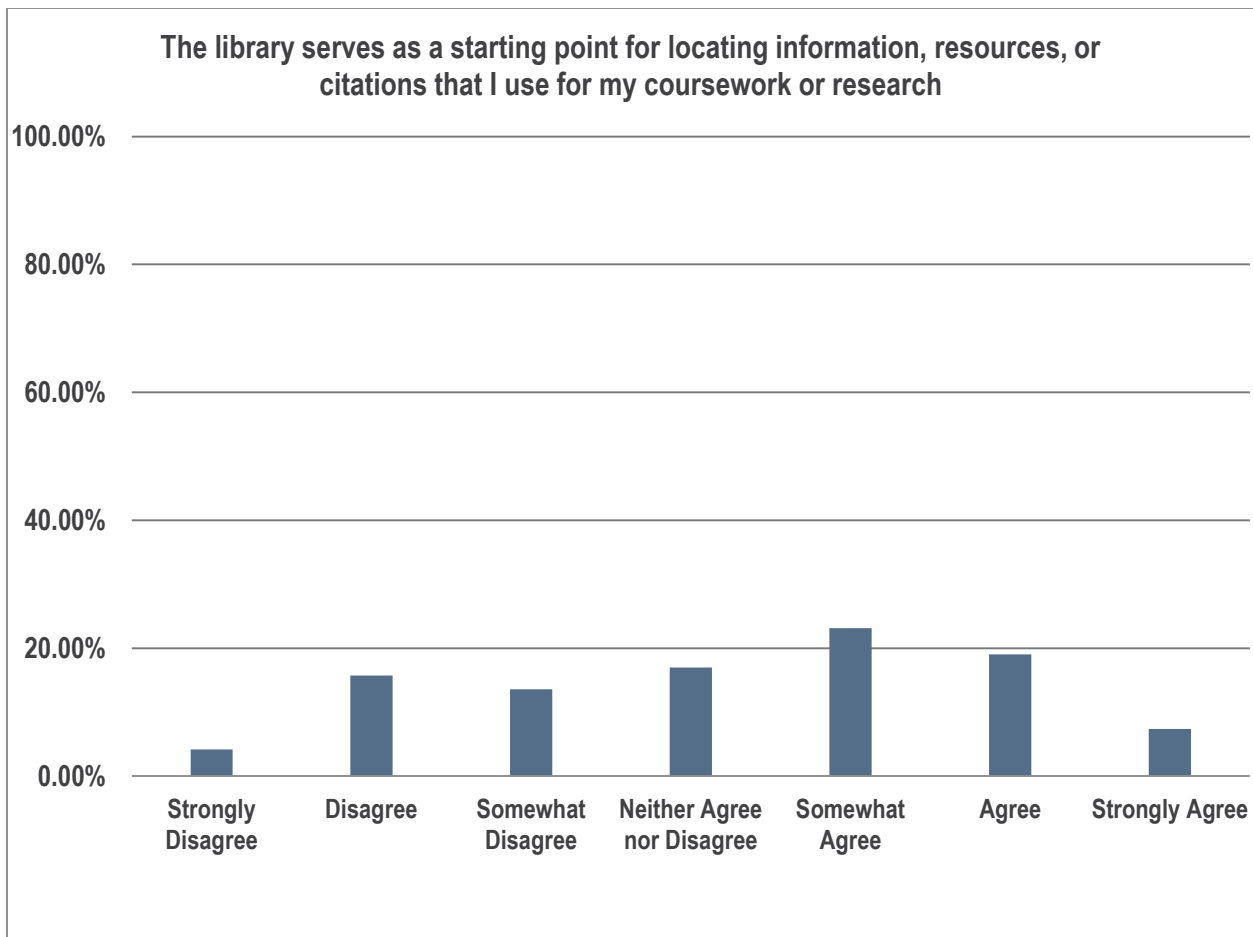
	Response	Percent
Strongly Disagree	51	4.55%
Disagree	121	10.79%
Somewhat Disagree	110	9.81%
Neither Agree nor Disagree	474	42.28%
Somewhat Agree	194	17.31%
Agree	144	12.85%
Strongly Agree	27	2.41%
	1121	100.00%



UCA7

The library serves as a starting point for locating information, resources, or citations that I use for my coursework or research projects

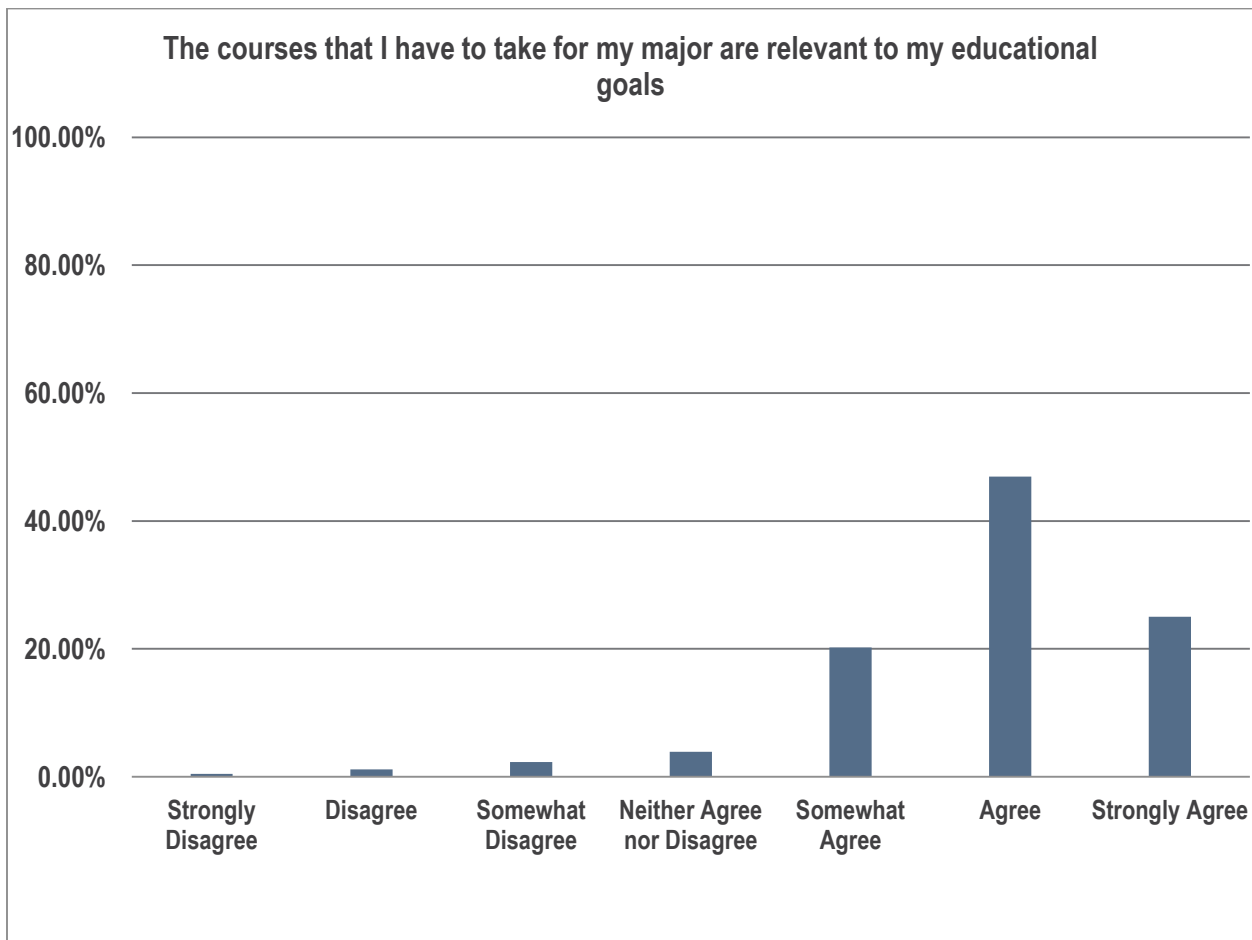
	Response	Percent
Strongly Disagree	47	4.18%
Disagree	177	15.73%
Somewhat Disagree	153	13.60%
Neither Agree nor Disagree	191	16.98%
Somewhat Agree	260	23.11%
Agree	214	19.02%
Strongly Agree	83	7.38%
	1125	100.00%



UCA8

The courses that I have to take for my major are relevant to my educational goals

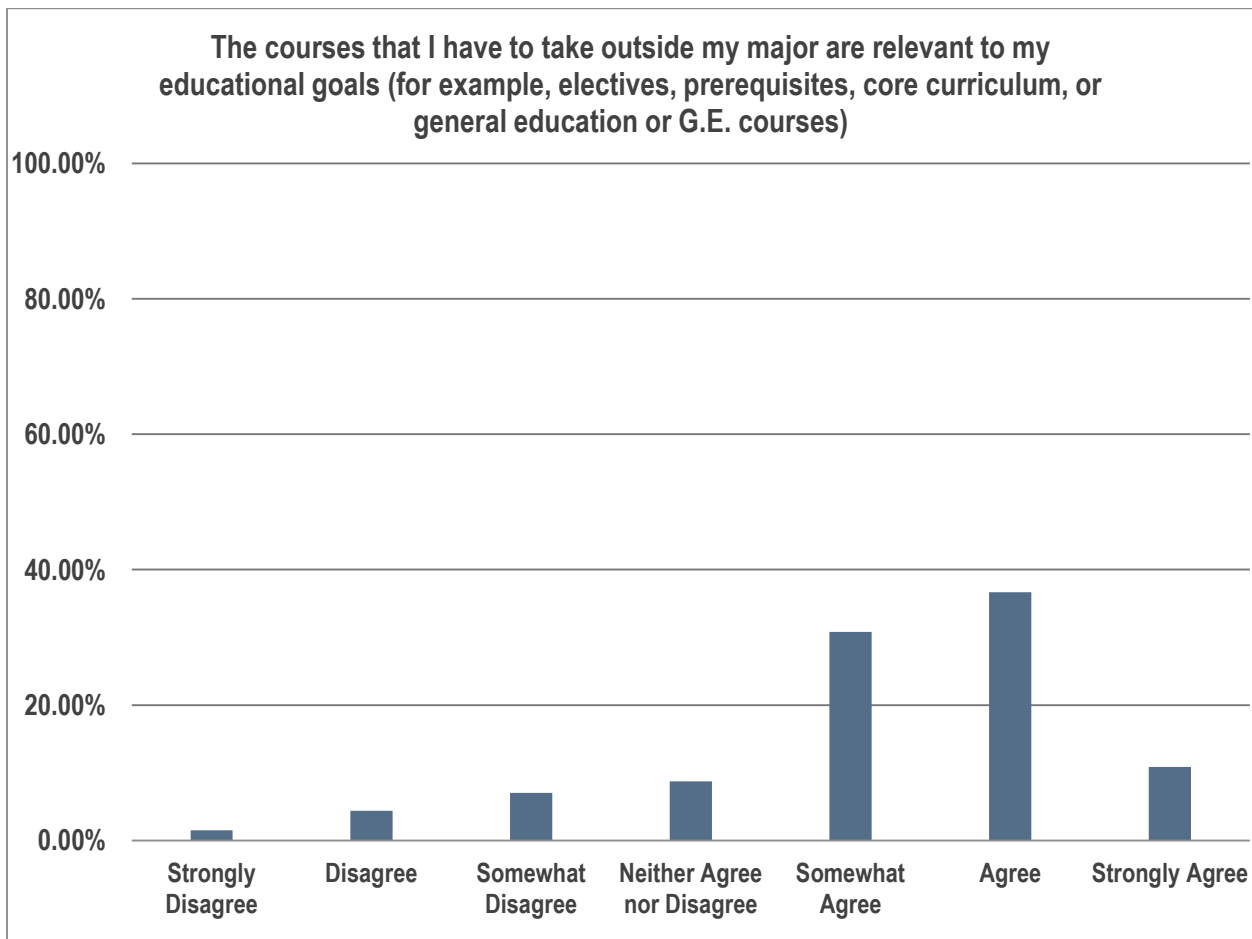
	Response	Percent
Strongly Disagree	5	0.45%
Disagree	13	1.16%
Somewhat Disagree	26	2.32%
Neither Agree nor Disagree	44	3.92%
Somewhat Agree	227	20.21%
Agree	527	46.93%
Strongly Agree	281	25.02%
	1123	100.00%



UCA9

The courses that I have to take outside my major are relevant to my educational goals (for example, electives, prerequisites, core curriculum, or general education or G.E. courses)

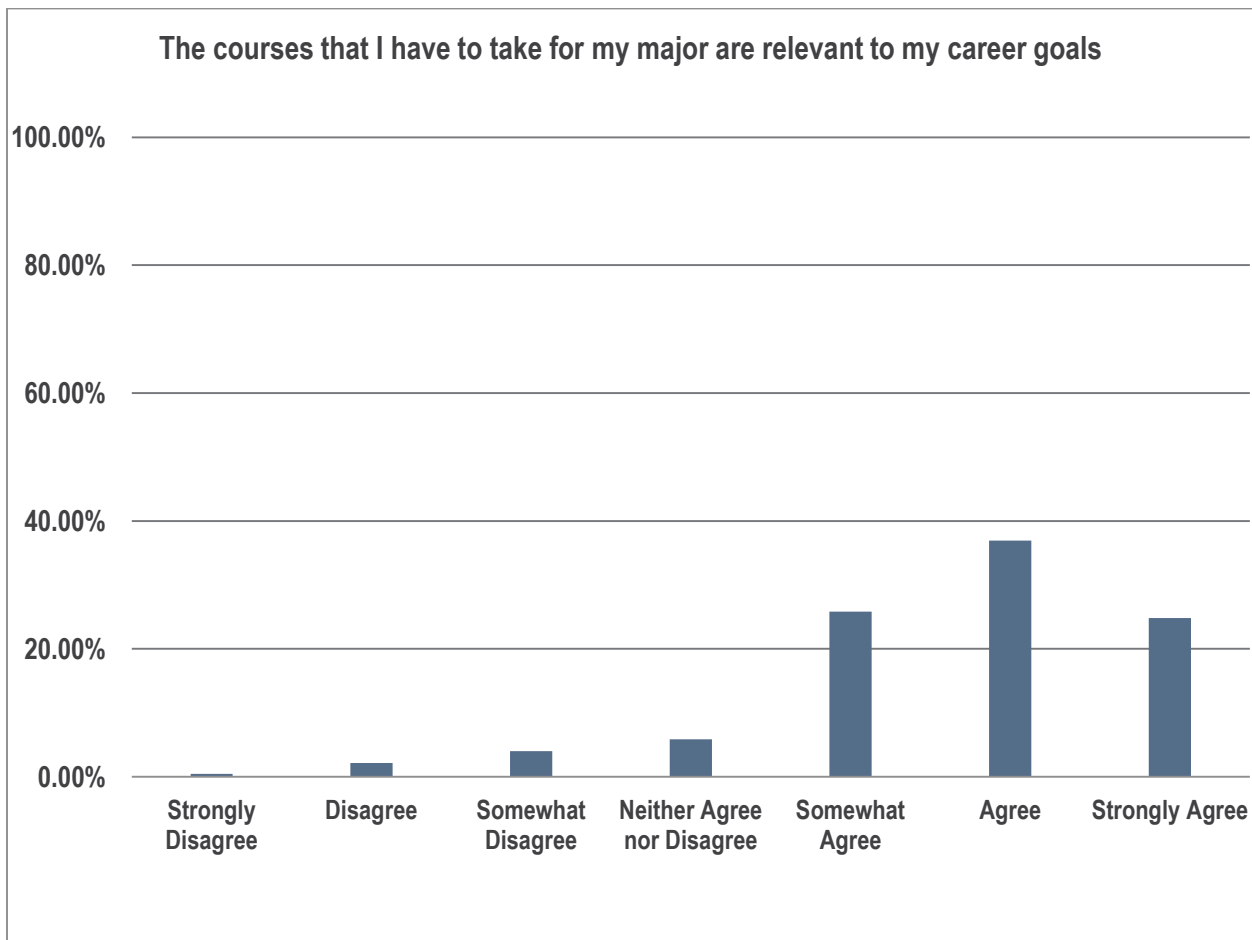
	Response	Percent
Strongly Disagree	17	1.51%
Disagree	49	4.36%
Somewhat Disagree	79	7.03%
Neither Agree nor Disagree	98	8.73%
Somewhat Agree	346	30.81%
Agree	412	36.69%
Strongly Agree	122	10.86%
	1123	100.00%



UCA10

The courses that I have to take for my major are relevant to my career goals

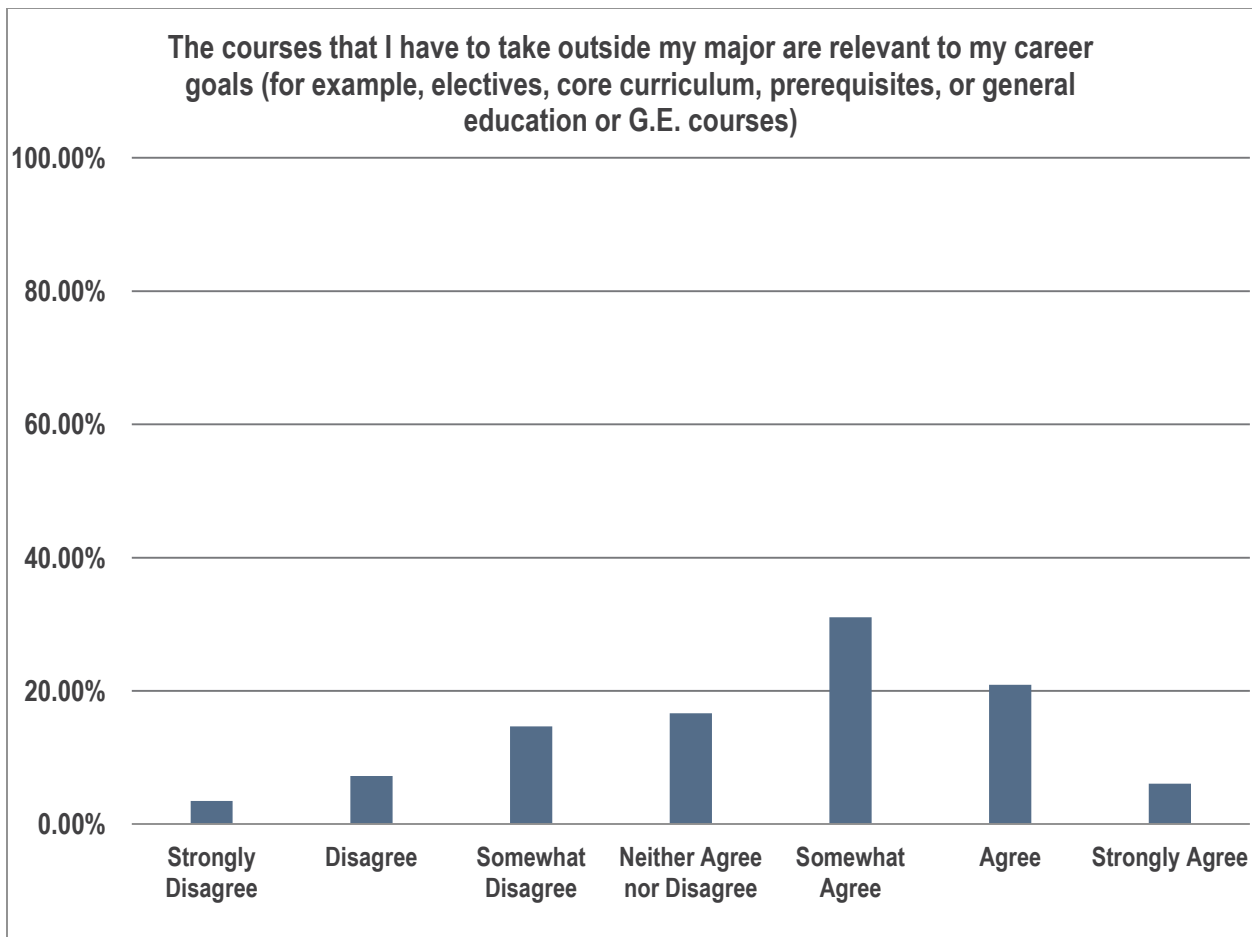
	Response	Percent
Strongly Disagree	5	0.44%
Disagree	24	2.14%
Somewhat Disagree	45	4.00%
Neither Agree nor Disagree	66	5.87%
Somewhat Agree	290	25.80%
Agree	415	36.92%
Strongly Agree	279	24.82%
	1124	100.00%



UCA11

The courses that I have to take outside my major are relevant to my career goals (for example, electives, core curriculum, prerequisites, or general education or G.E. courses)

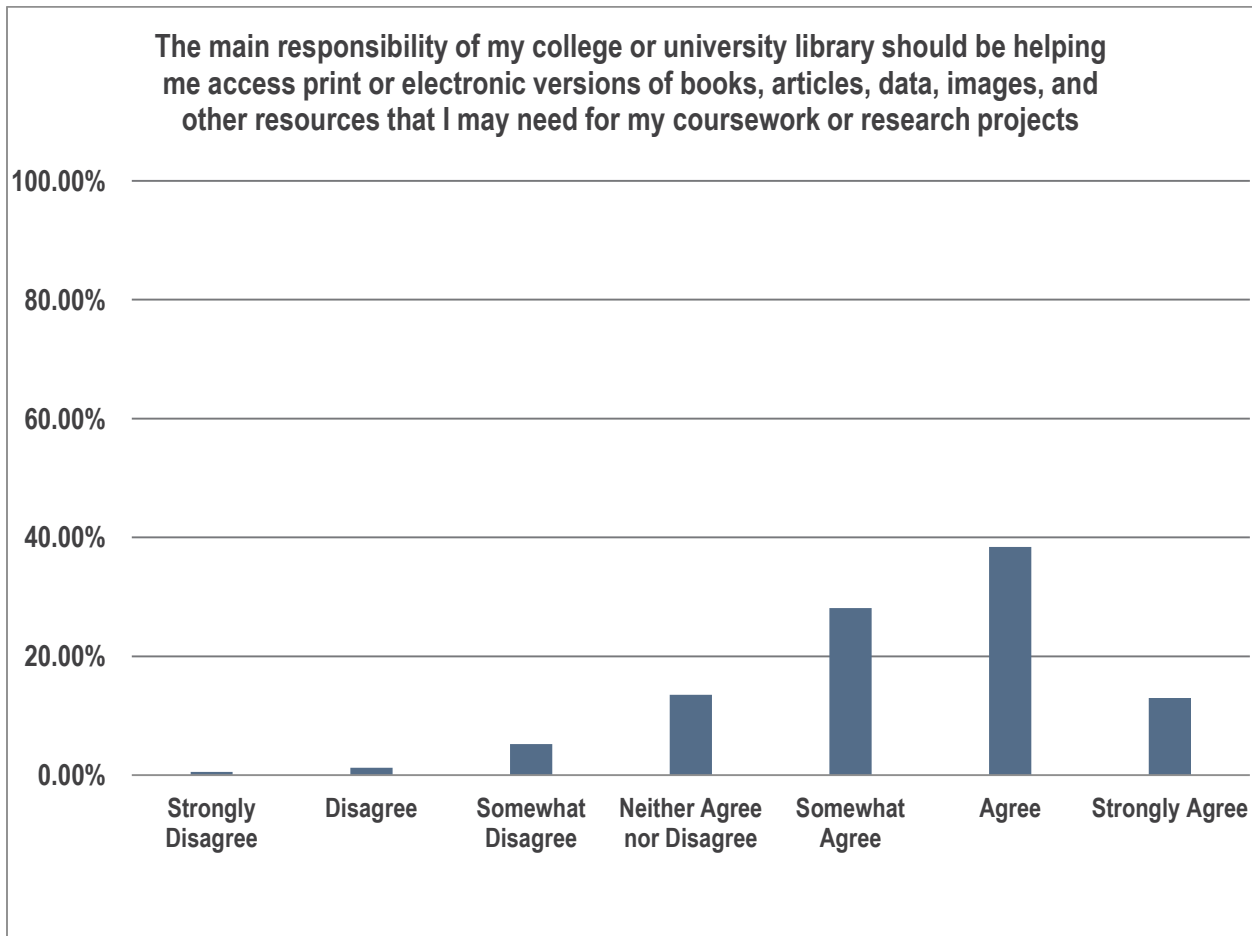
	Response	Percent
Strongly Disagree	39	3.47%
Disagree	81	7.21%
Somewhat Disagree	165	14.68%
Neither Agree nor Disagree	187	16.64%
Somewhat Agree	349	31.05%
Agree	235	20.91%
Strongly Agree	68	6.05%
	1124	100.00%



UCA12

The main responsibility of my college or university library should be helping me access print or electronic versions of books, articles, data, images, and other resources that I may need for my coursework or research projects

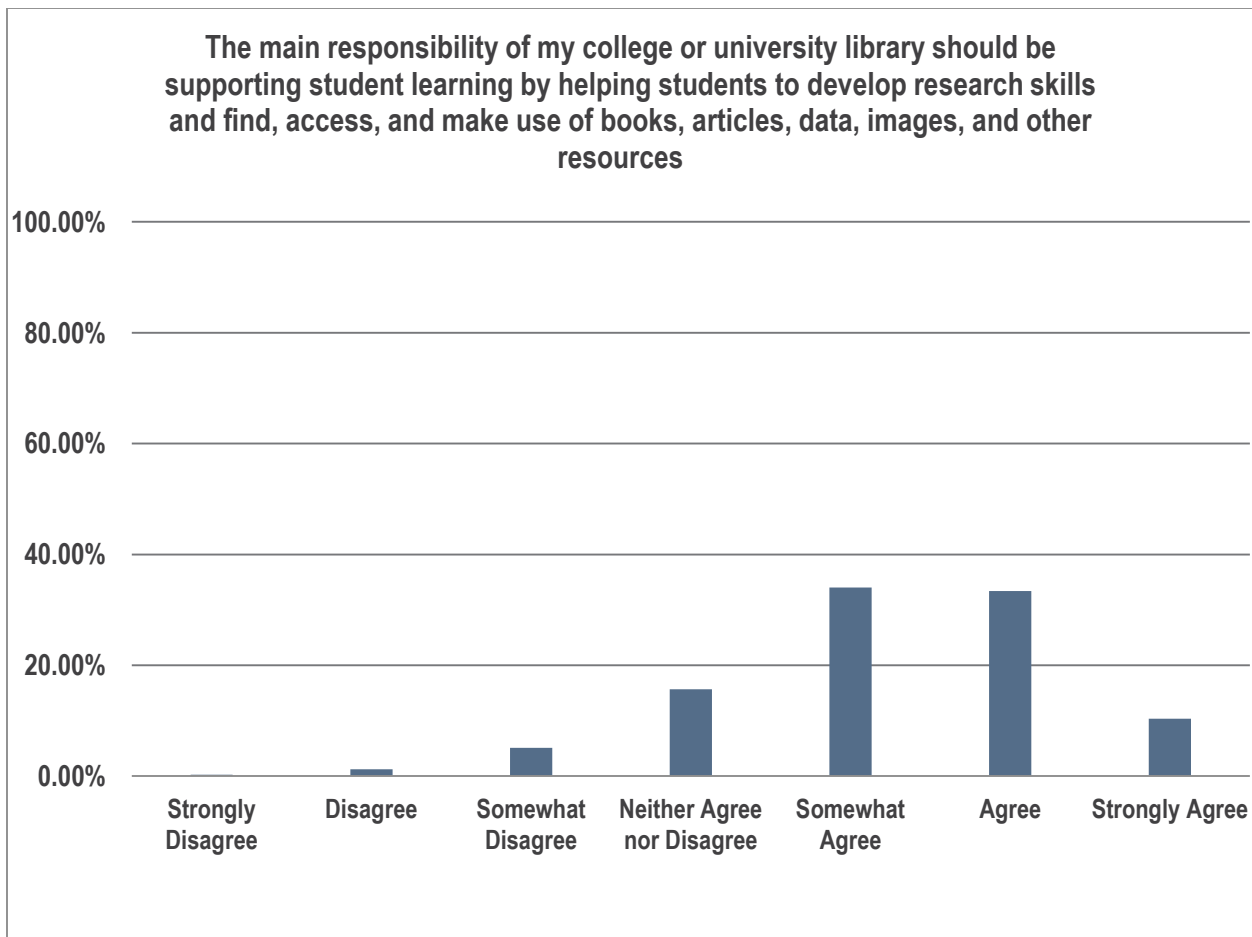
	Response	Percent
Strongly Disagree	6	0.53%
Disagree	14	1.24%
Somewhat Disagree	59	5.24%
Neither Agree nor Disagree	152	13.51%
Somewhat Agree	316	28.09%
Agree	432	38.40%
Strongly Agree	146	12.98%
	1125	100.00%



UCA13

The main responsibility of my college or university library should be supporting student learning by helping students to develop research skills and find, access, and make use of books, articles, data, images, and other resources

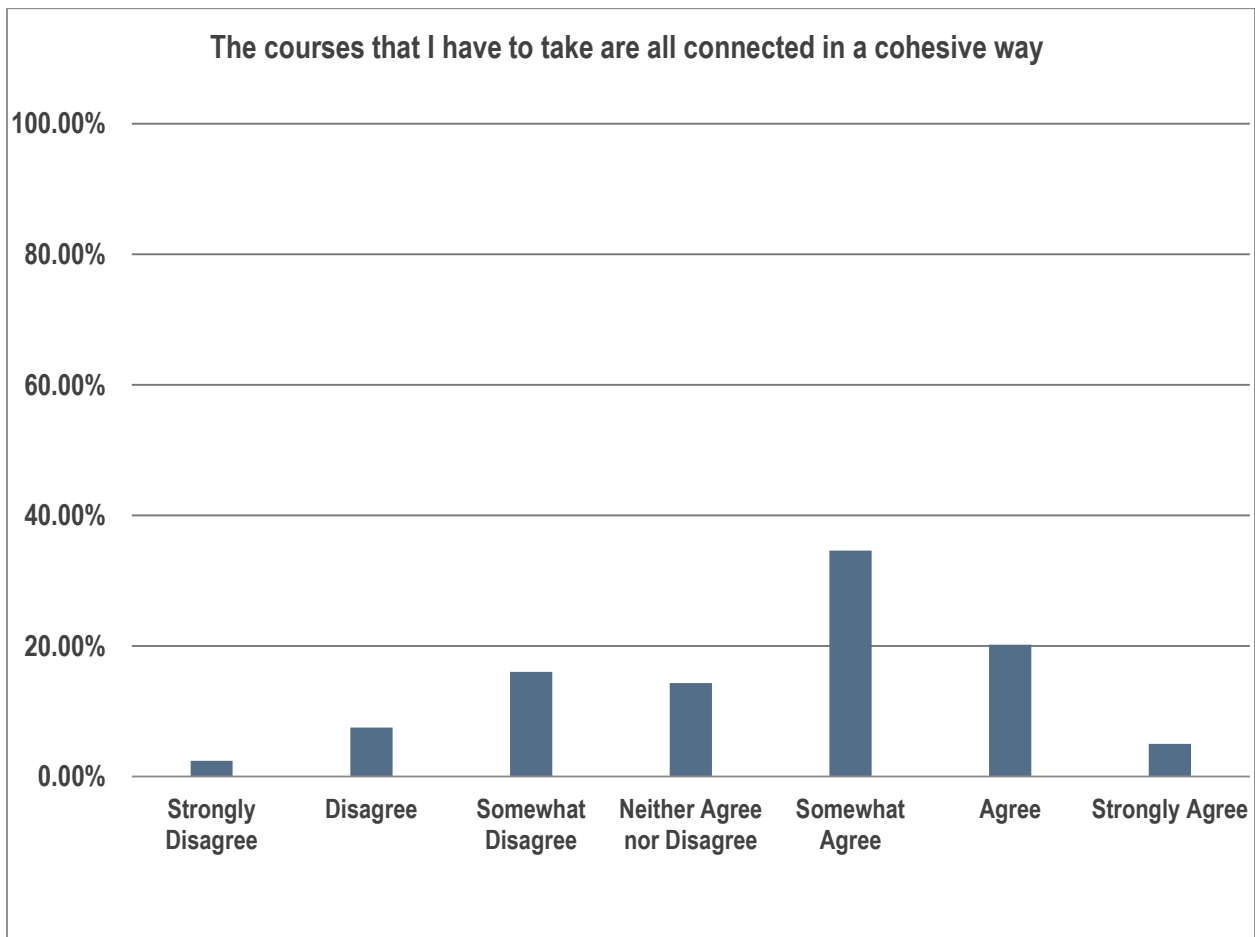
	Response	Percent
Strongly Disagree	3	0.27%
Disagree	14	1.25%
Somewhat Disagree	57	5.08%
Neither Agree nor Disagree	176	15.67%
Somewhat Agree	382	34.02%
Agree	375	33.39%
Strongly Agree	116	10.33%
	1123	100.00%



UCA14

The courses that I have to take are all connected in a cohesive way

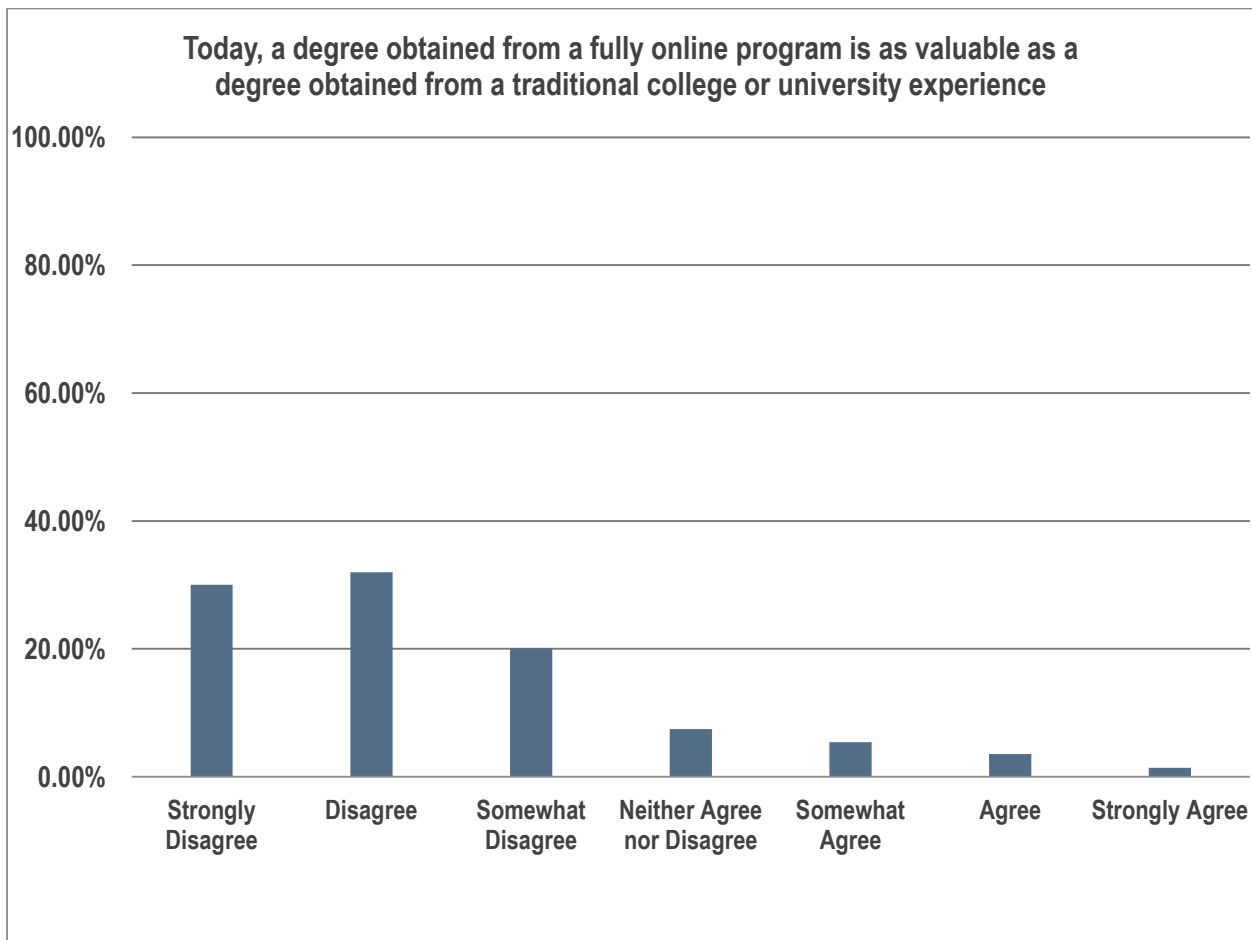
	Response	Percent
Strongly Disagree	27	2.40%
Disagree	84	7.47%
Somewhat Disagree	180	16.01%
Neither Agree nor Disagree	161	14.32%
Somewhat Agree	389	34.61%
Agree	227	20.20%
Strongly Agree	56	4.98%
	1124	100.00%



UCA15

Today, a degree obtained from a fully online program is as valuable as a degree obtained from a traditional college or university experience

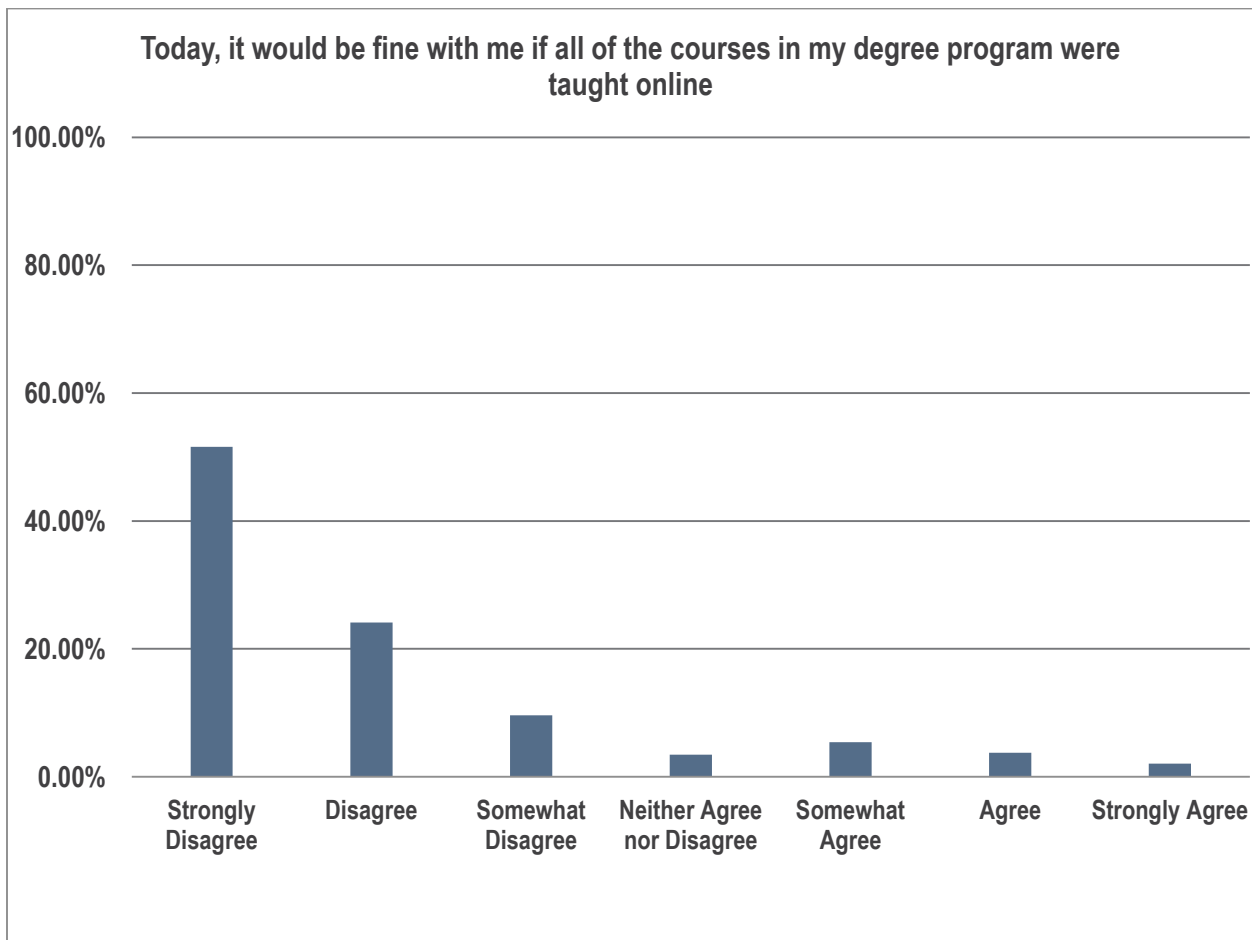
	Response	Percent
Strongly Disagree	338	30.04%
Disagree	360	32.00%
Somewhat Disagree	226	20.09%
Neither Agree nor Disagree	84	7.47%
Somewhat Agree	61	5.42%
Agree	40	3.56%
Strongly Agree	16	1.42%
	1125	100.00%



UCA16

Today, it would be fine with me if all of the courses in my degree program were taught online

	Response	Percent
Strongly Disagree	580	51.60%
Disagree	271	24.11%
Somewhat Disagree	108	9.61%
Neither Agree nor Disagree	39	3.47%
Somewhat Agree	61	5.43%
Agree	42	3.74%
Strongly Agree	23	2.05%
	1124	100.00%



Undergraduate: Role of the Library

This module of questions (UROL1-UROL17) is contingent on the respondent pursuing an undergraduate degree (SL1).

How useful is it to you personally that your campus library provides each of the services listed below?

UROL1

The library stores, organizes, and keeps track of books, articles, data, images, or other resources

UROL2

The library pays for resources that I need for my coursework or research projects, from academic journals to books to electronic databases

UROL3

The library supports and facilitates my learning or studying activities

UROL4

The library helps students develop research skills

How useful is it to you personally that your campus librarians or library staff provide each of the services listed below?

UROL5

Librarians or library staff provide assistance or guidance in finding sources for coursework or research projects (such as books, articles, databases, websites, etc.)

UROL6

Librarians or library staff provide assistance or guidance on managing citations of books, articles, data, images, or websites for coursework or research projects (such as for a bibliography, works cited, or index section)

UROL7

Librarians or library staff provide assistance or guidance on using information ethically (such as to avoid plagiarism)

UROL8

Librarians or library staff provide assistance or guidance with managing data or datasets

UROL9

Librarians or library staff provide help for learning about technological, digital, or online tools for coursework or research projects

UROL10

Librarians or library staff provide support in learning and using online search engines or databases

UROL11

Are you currently or have you ever been employed in a campus library at this college or university?

UROL12

How often do you go inside a library building on campus at this college or university? If you are currently employed in a campus library, please do not include work-related times when answering this question.

UROL13

How often do you interact with librarians or library staff members at this college or university (either in person or via email or an online chat platform)? If you are currently employed in a campus library, please do not include work-related interactions when answering this question.

UROL14

How often do you access information or resources for your coursework or research projects online from an off-campus location (such as through a proxy server, VPN, or by logging in through your college or university account)?

UROL15

Have you ever attended a session, class, or section on how to find information for your coursework or research projects using your campus library's resources?

UROL16 [Contingent on UROL15]

Have you attended a library information session, class, or section that was (please select "yes" for all that apply):

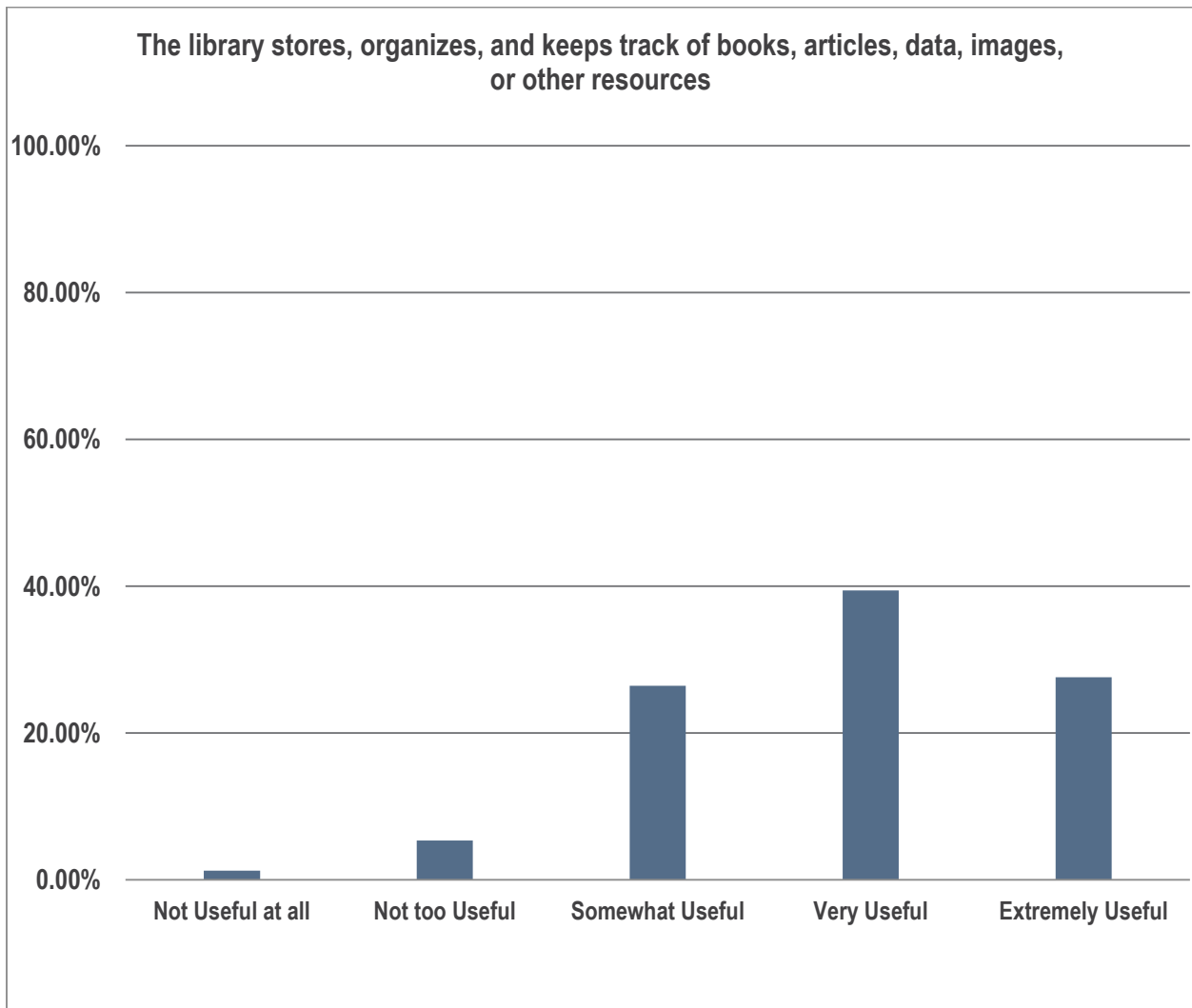
UROL17

In general, about how long do you usually stay when you go in a library building on campus at this college or university? If you are currently employed in a campus library, please do not include work hours when answering this question

UROL1

The library stores, organizes, and keeps track of books, articles, data, images, or other resources

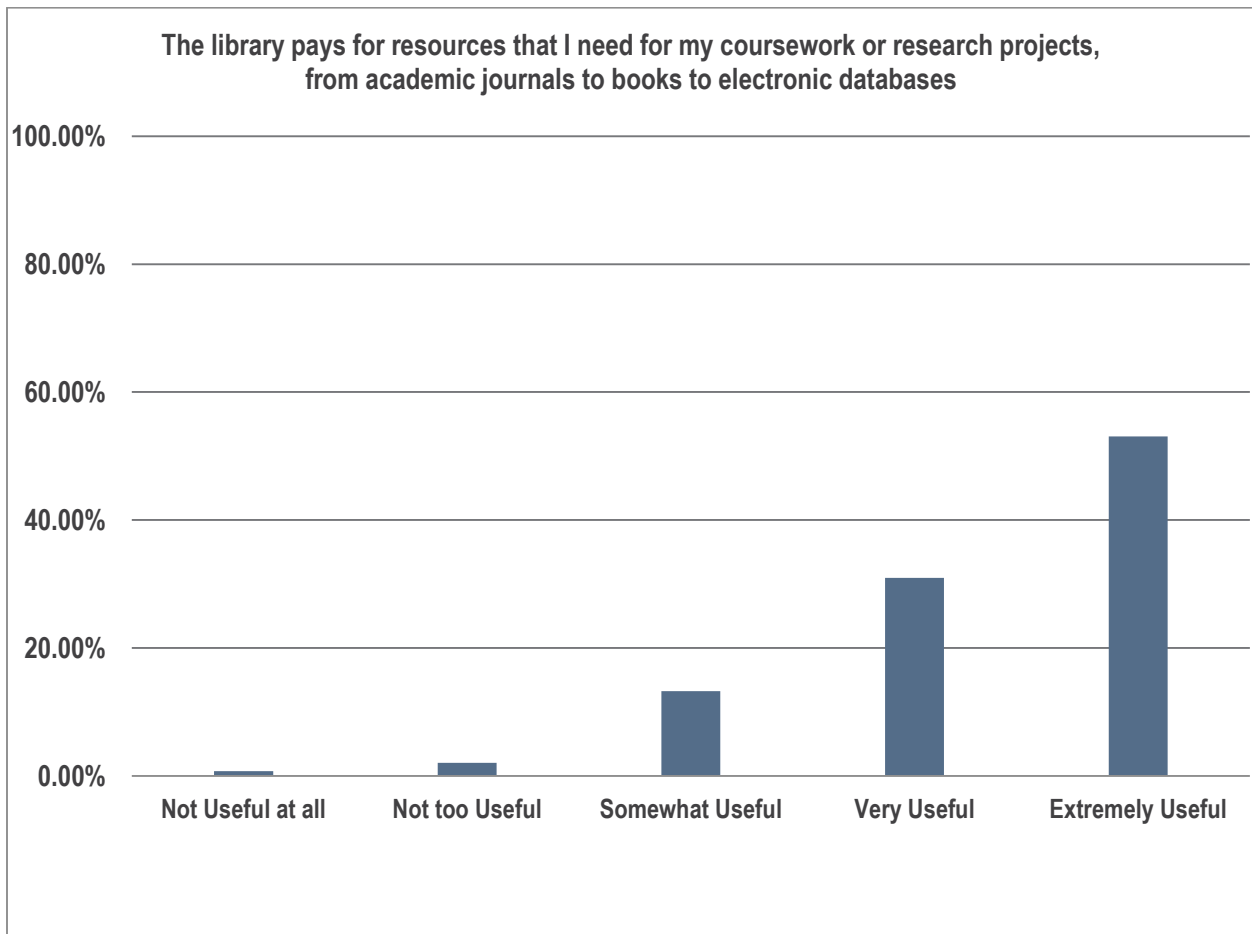
	Response	Percent
Not Useful at all	14	1.25%
Not too Useful	60	5.34%
Somewhat Useful	297	26.42%
Very Useful	443	39.41%
Extremely Useful	310	27.58%
	1124	100.00%



UROL2

The library pays for resources that I need for my coursework or research projects, from academic journals to books to electronic databases

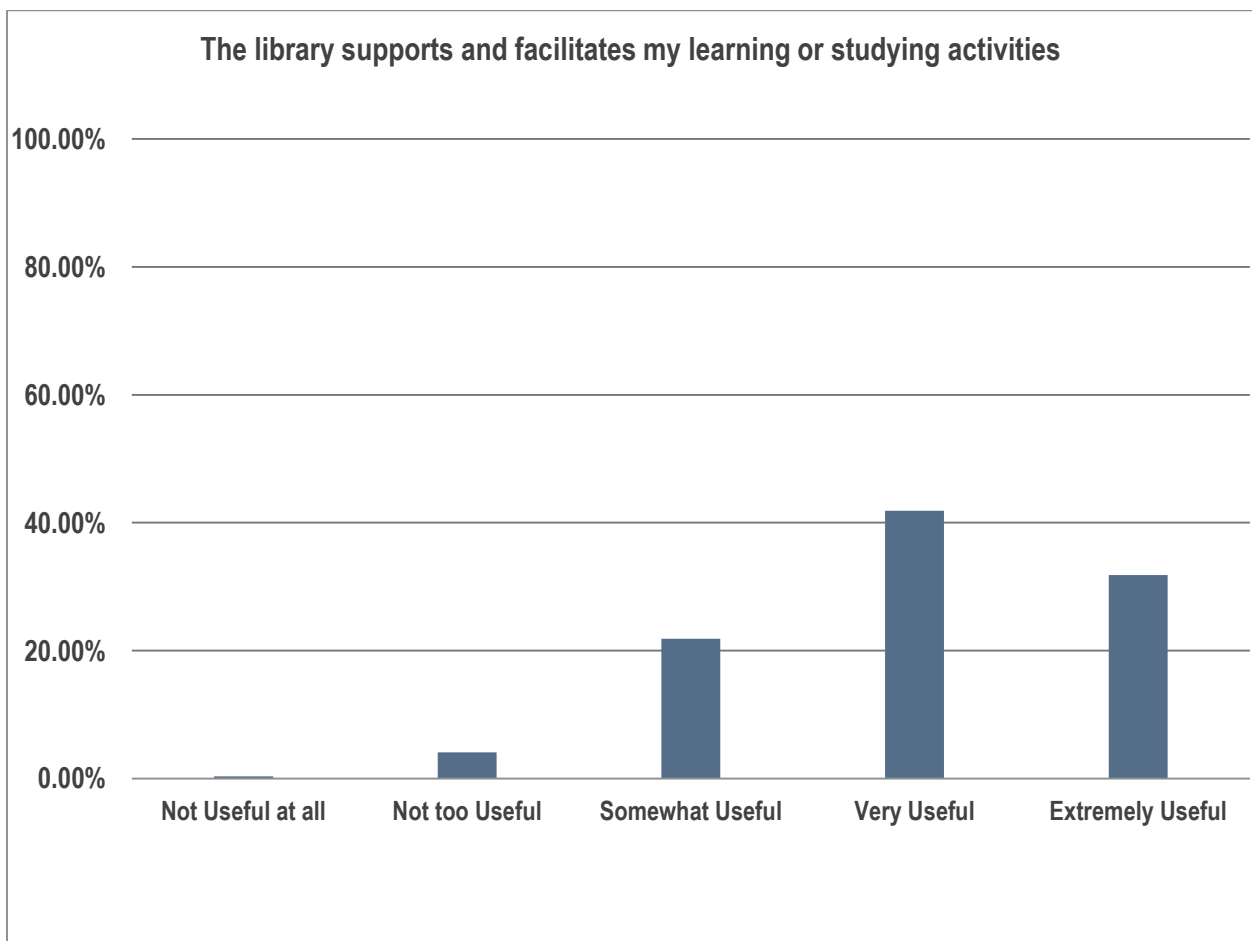
	Response	Percent
Not Useful at all	8	0.71%
Not too Useful	23	2.04%
Somewhat Useful	149	13.24%
Very Useful	348	30.93%
Extremely Useful	597	53.07%
	1125	100.00%



UROL3

The library supports and facilitates my learning or studying activities

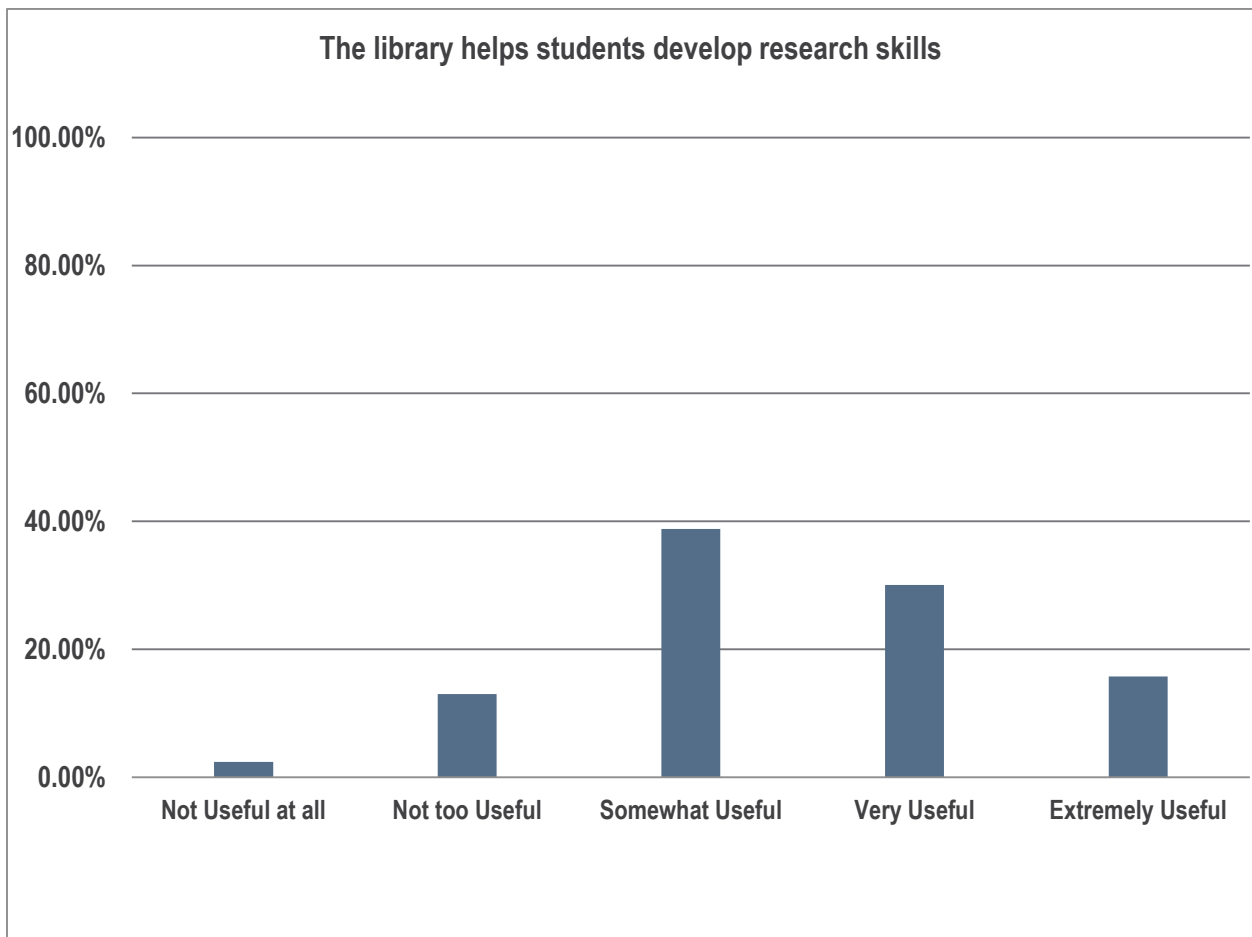
	Response	Percent
Not Useful at all	4	0.36%
Not too Useful	46	4.09%
Somewhat Useful	246	21.87%
Very Useful	471	41.87%
Extremely Useful	358	31.82%
	1125	100.00%



UROL4

The library helps students develop research skills

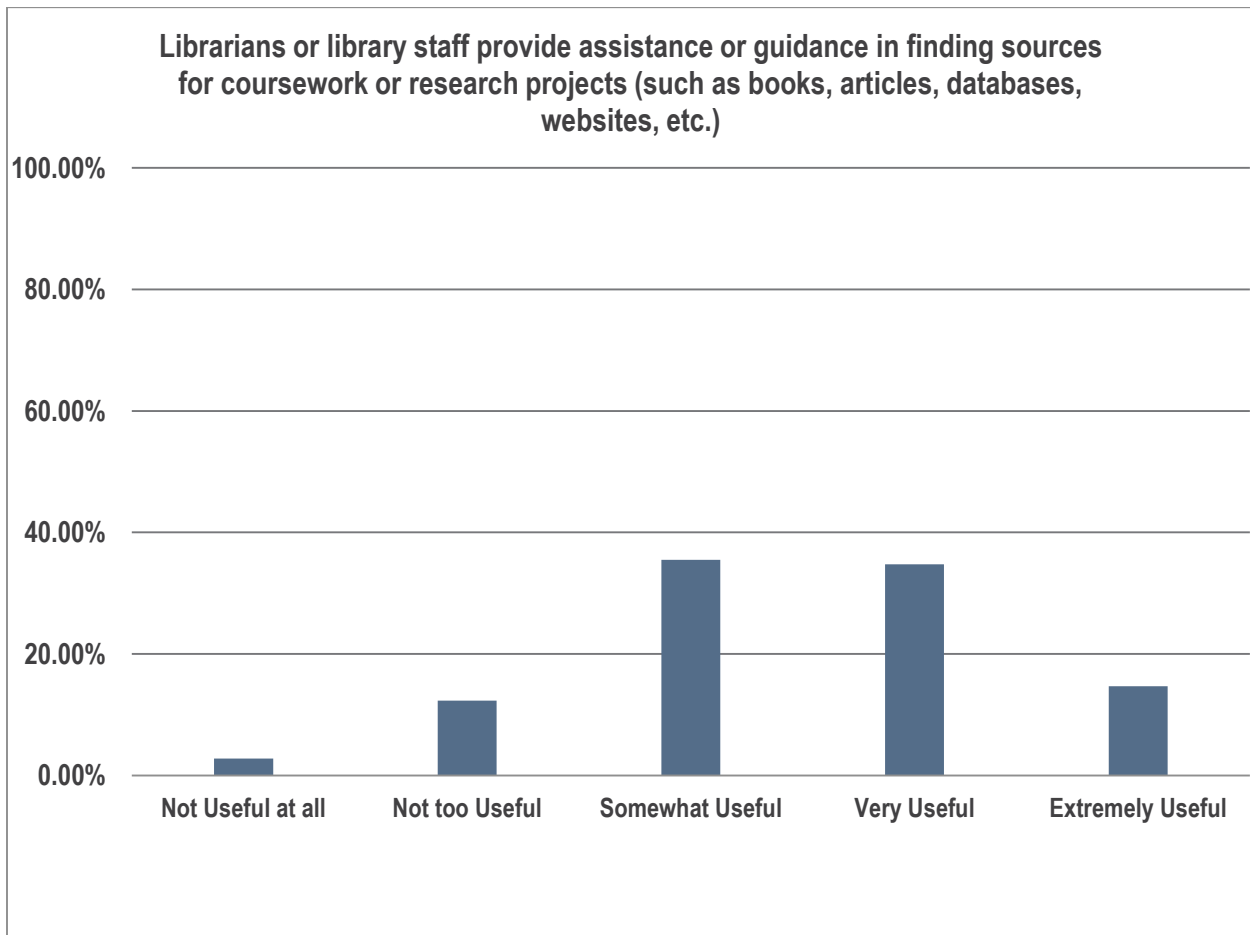
	Response	Percent
Not Useful at all	27	2.40%
Not too Useful	146	12.99%
Somewhat Useful	436	38.79%
Very Useful	338	30.07%
Extremely Useful	177	15.75%
	1124	100.00%



UROL5

Librarians or library staff provide assistance or guidance in finding sources for coursework or research projects (such as books, articles, databases, websites, etc.)

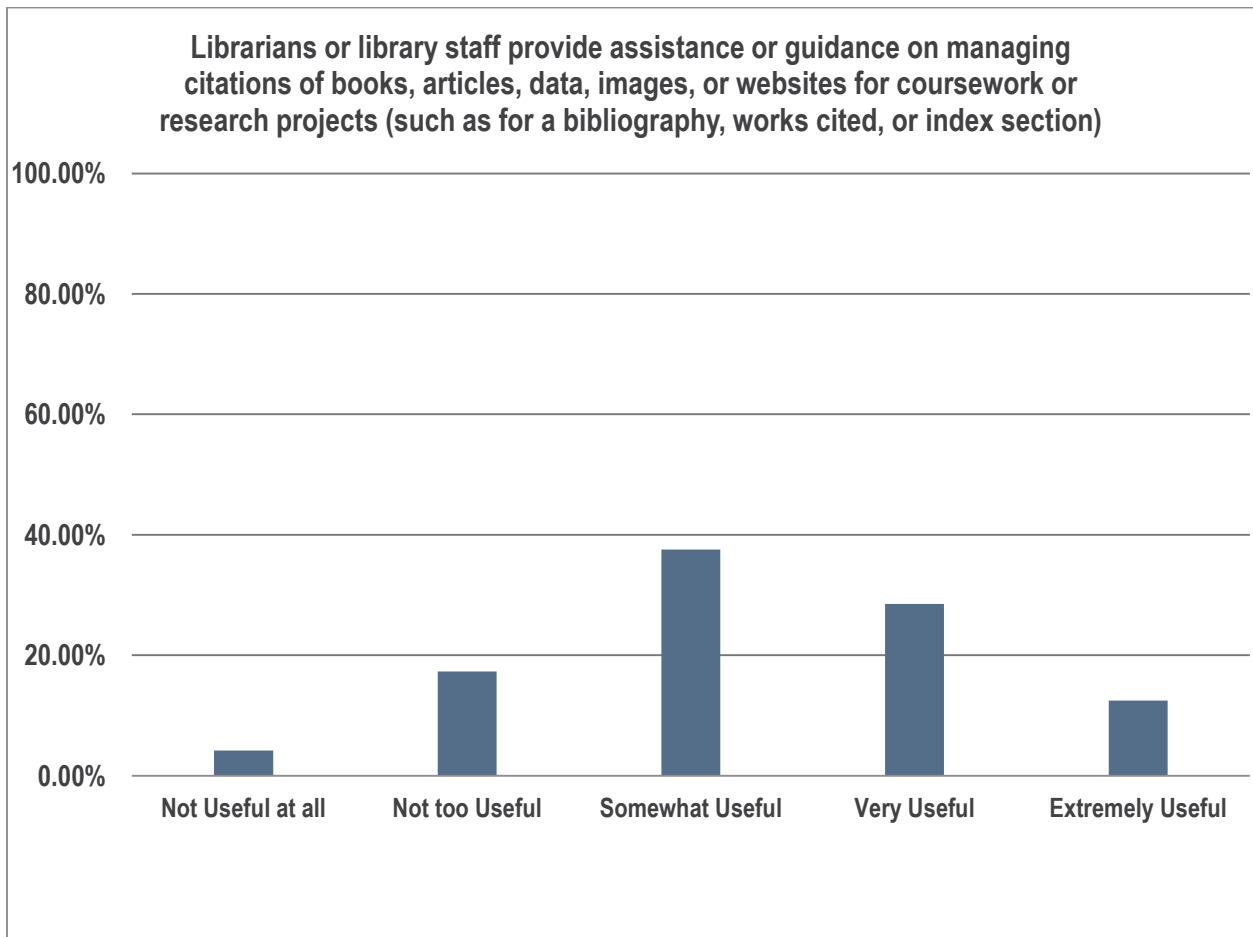
	Response	Percent
Not Useful at all	31	2.76%
Not too Useful	138	12.30%
Somewhat Useful	398	35.47%
Very Useful	390	34.76%
Extremely Useful	165	14.71%
	1122	100.00%



UROL6

Librarians or library staff provide assistance or guidance on managing citations of books, articles, data, images, or websites for coursework or research projects (such as for a bibliography, works cited, or index section)

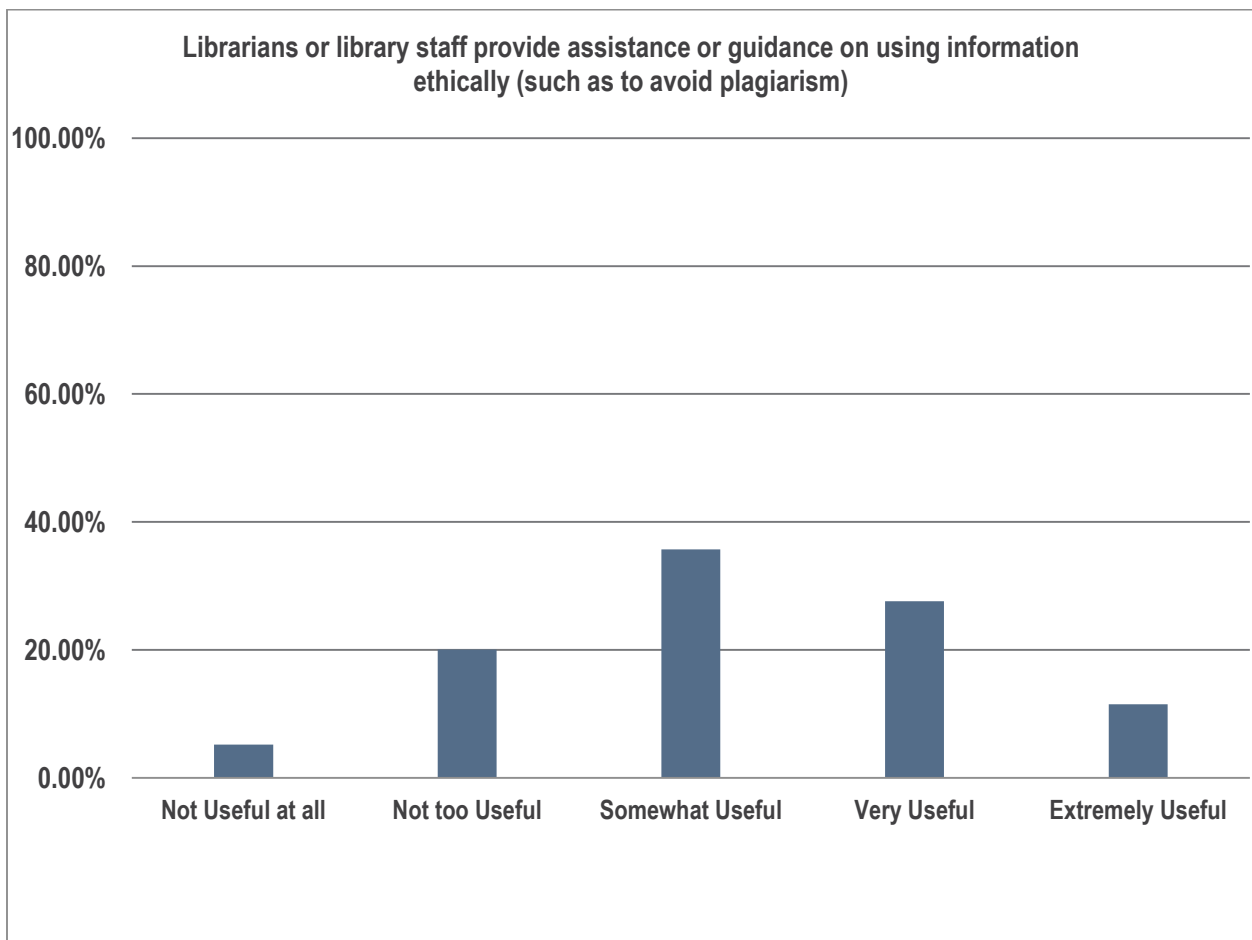
	Response	Percent
Not Useful at all	47	4.19%
Not too Useful	194	17.29%
Somewhat Useful	421	37.52%
Very Useful	320	28.52%
Extremely Useful	140	12.48%
	1122	100.00%



UROL7

Librarians or library staff provide assistance or guidance on using information ethically (such as to avoid plagiarism)

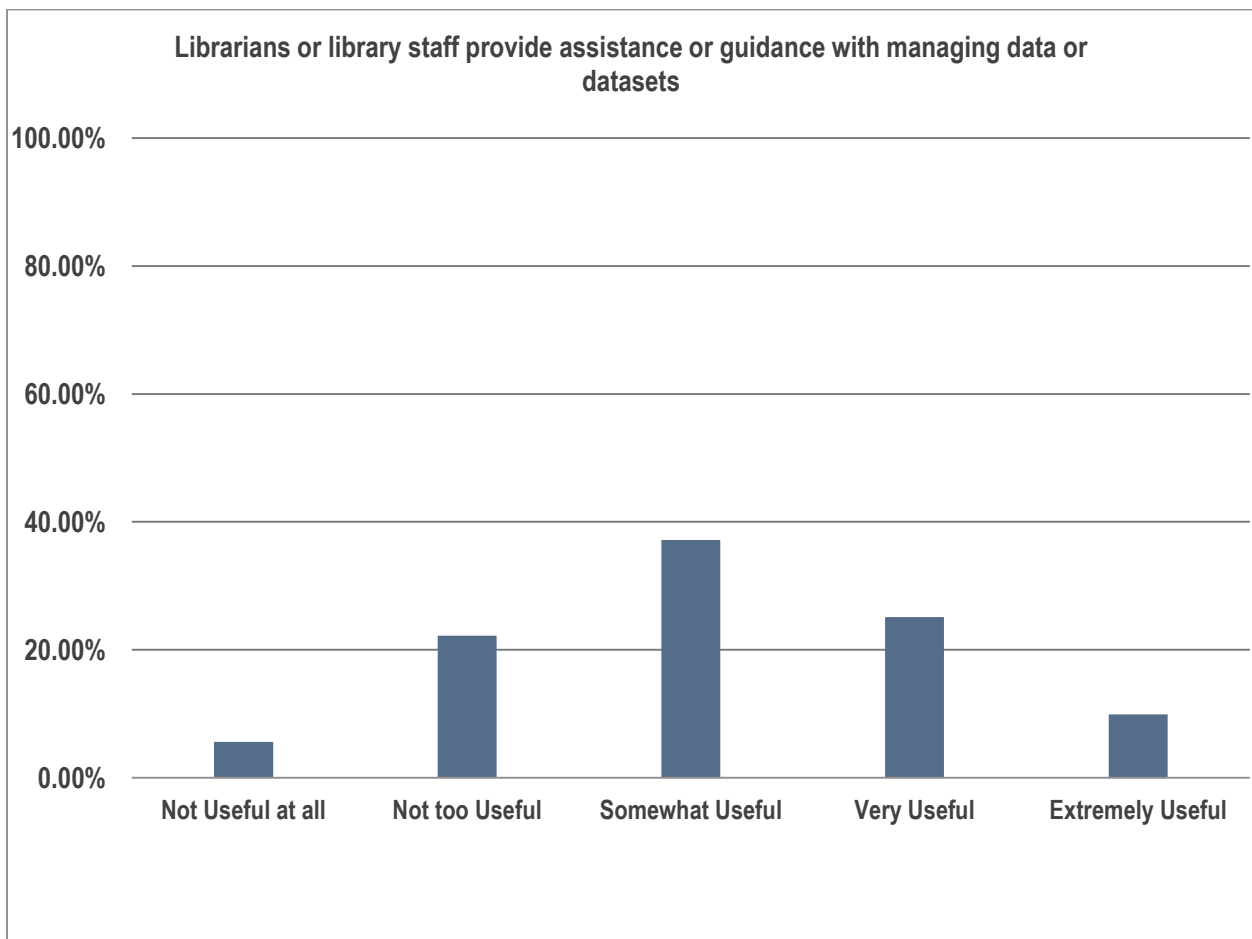
	Response	Percent
Not Useful at all	58	5.16%
Not too Useful	225	20.04%
Somewhat Useful	401	35.71%
Very Useful	310	27.60%
Extremely Useful	129	11.49%
	1123	100.00%



UROL8

Librarians or library staff provide assistance or guidance with managing data or datasets

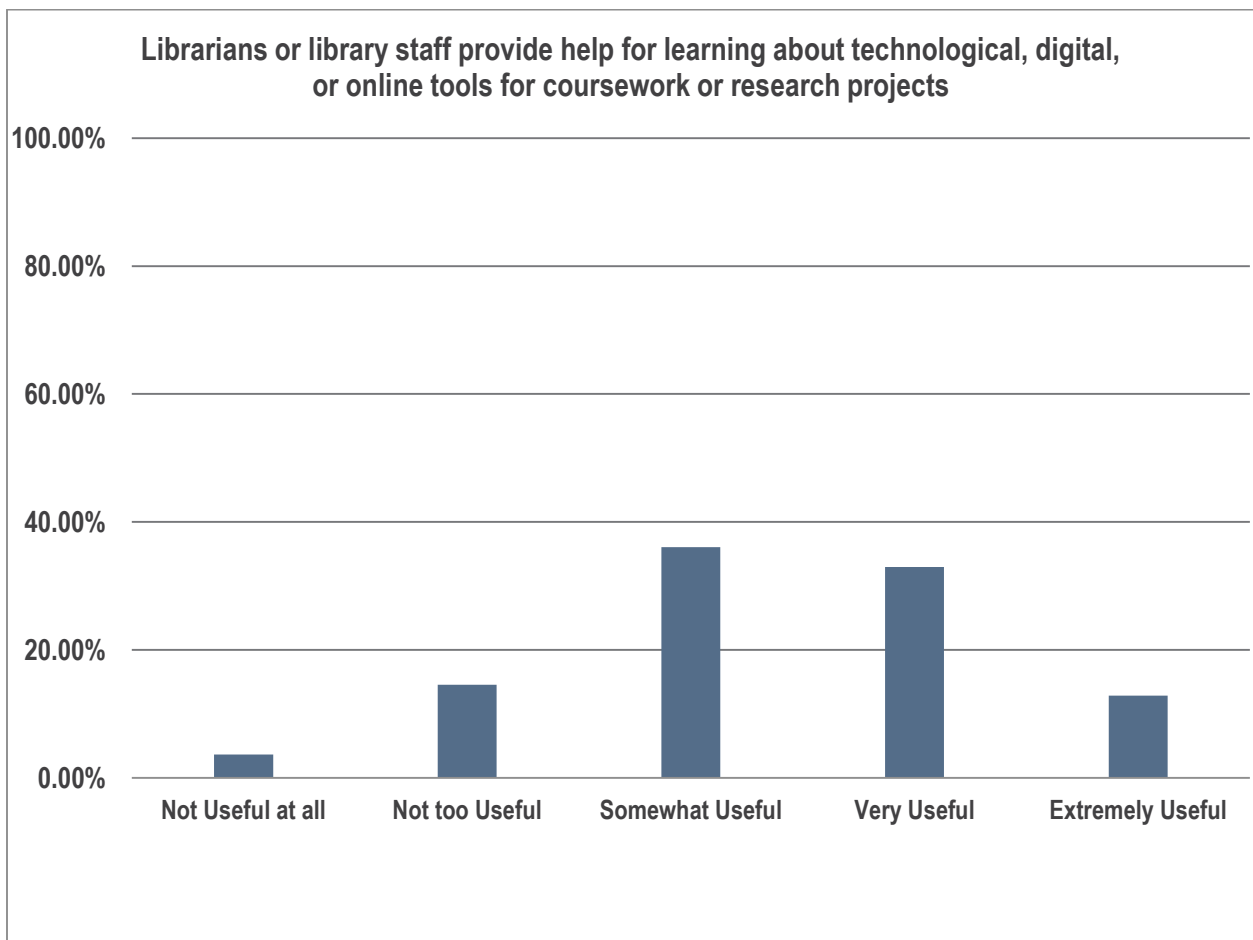
	Response	Percent
Not Useful at all	63	5.61%
Not too Useful	249	22.19%
Somewhat Useful	417	37.17%
Very Useful	282	25.13%
Extremely Useful	111	9.89%
	1122	100.00%



UROL9

Librarians or library staff provide help for learning about technological, digital, or online tools for coursework or research projects

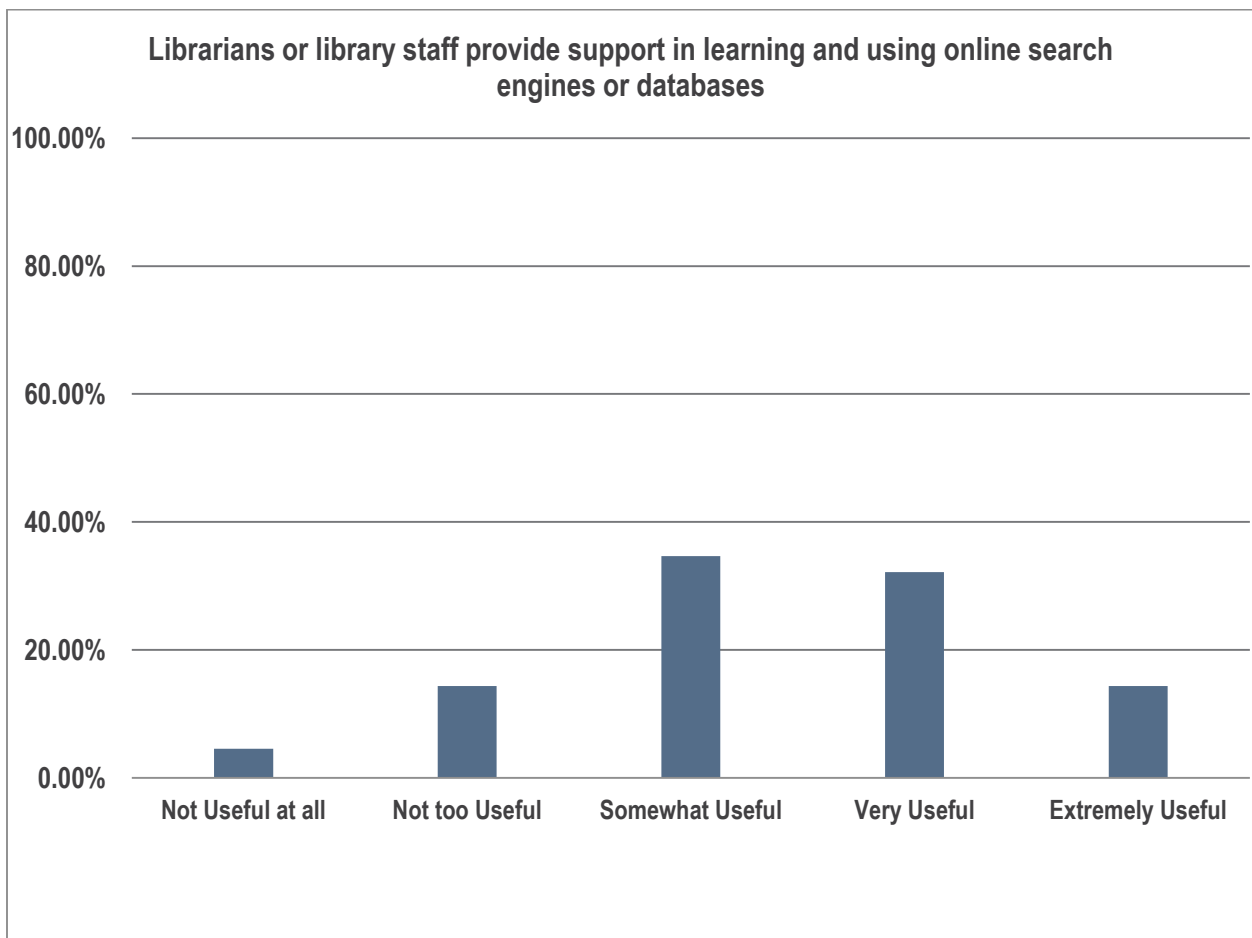
	Response	Percent
Not Useful at all	41	3.65%
Not too Useful	163	14.51%
Somewhat Useful	405	36.06%
Very Useful	370	32.95%
Extremely Useful	144	12.82%
	1123	100.00%



UROL10

Librarians or library staff provide support in learning and using online search engines or databases

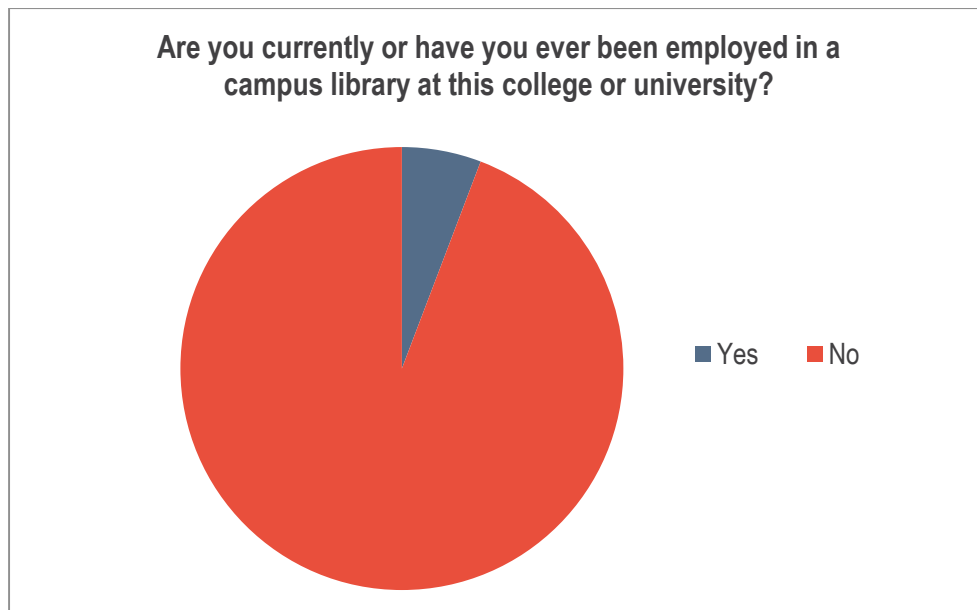
	Response	Percent
Not Useful at all	51	4.54%
Not too Useful	161	14.34%
Somewhat Useful	389	34.64%
Very Useful	361	32.15%
Extremely Useful	161	14.34%
	1123	100.00%



UROL11

Are you currently or have you ever been employed in a campus library at this college or university?

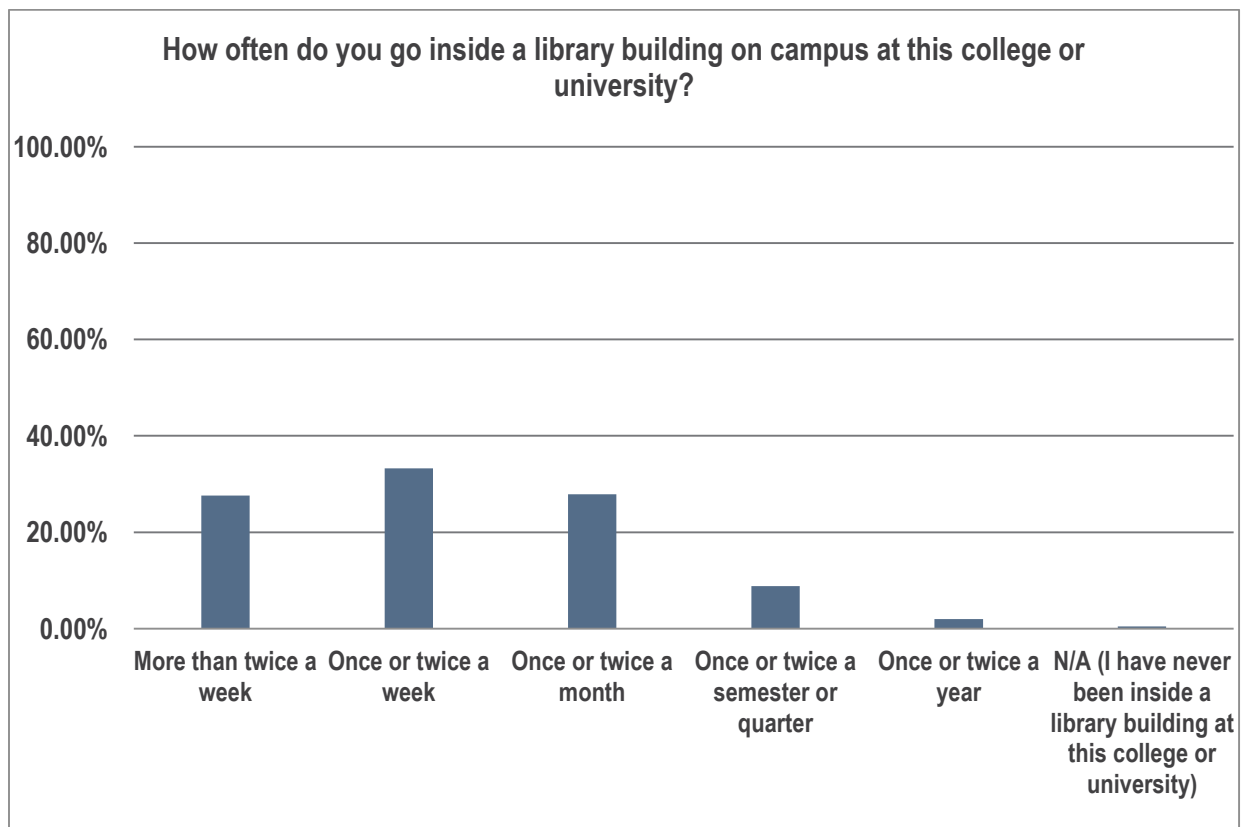
	Response	Percent
Yes	65	5.79%
No	1058	94.21%
	1123	100.00%



UROL12

How often do you go inside a library building on campus at this college or university? If you are currently employed in a campus library, please do not include work-related times when answering this question.

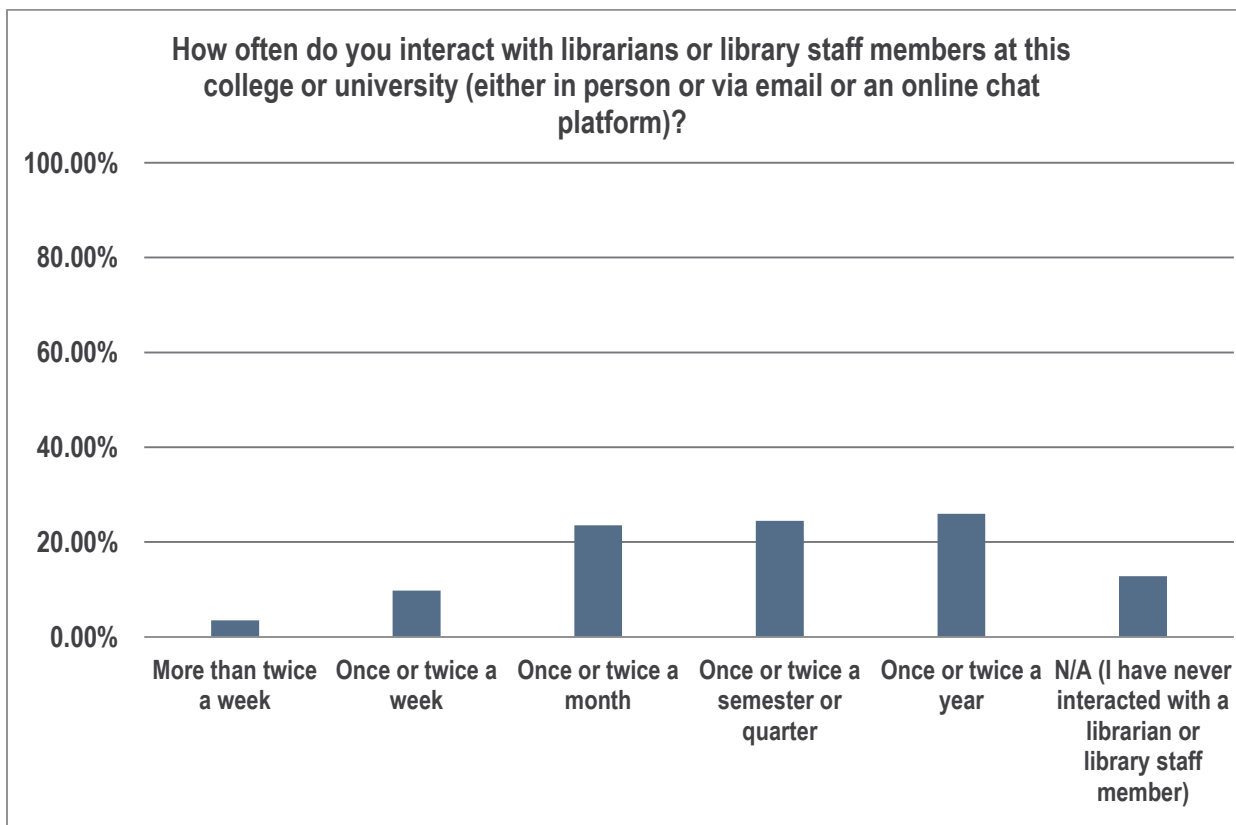
	Response	Percent
More than twice a week	311	27.64%
Once or twice a week	374	33.24%
Once or twice a month	314	27.91%
Once or twice a semester or quarter	99	8.80%
Once or twice a year	22	1.96%
N/A (I have never been inside a library building at this college or university)	5	0.44%
	1125	100.00%



UROL13

How often do you interact with librarians or library staff members at this college or university (either in person or via email or an online chat platform)? If you are currently employed in a campus library, please do not include work-related interactions when answering this question.

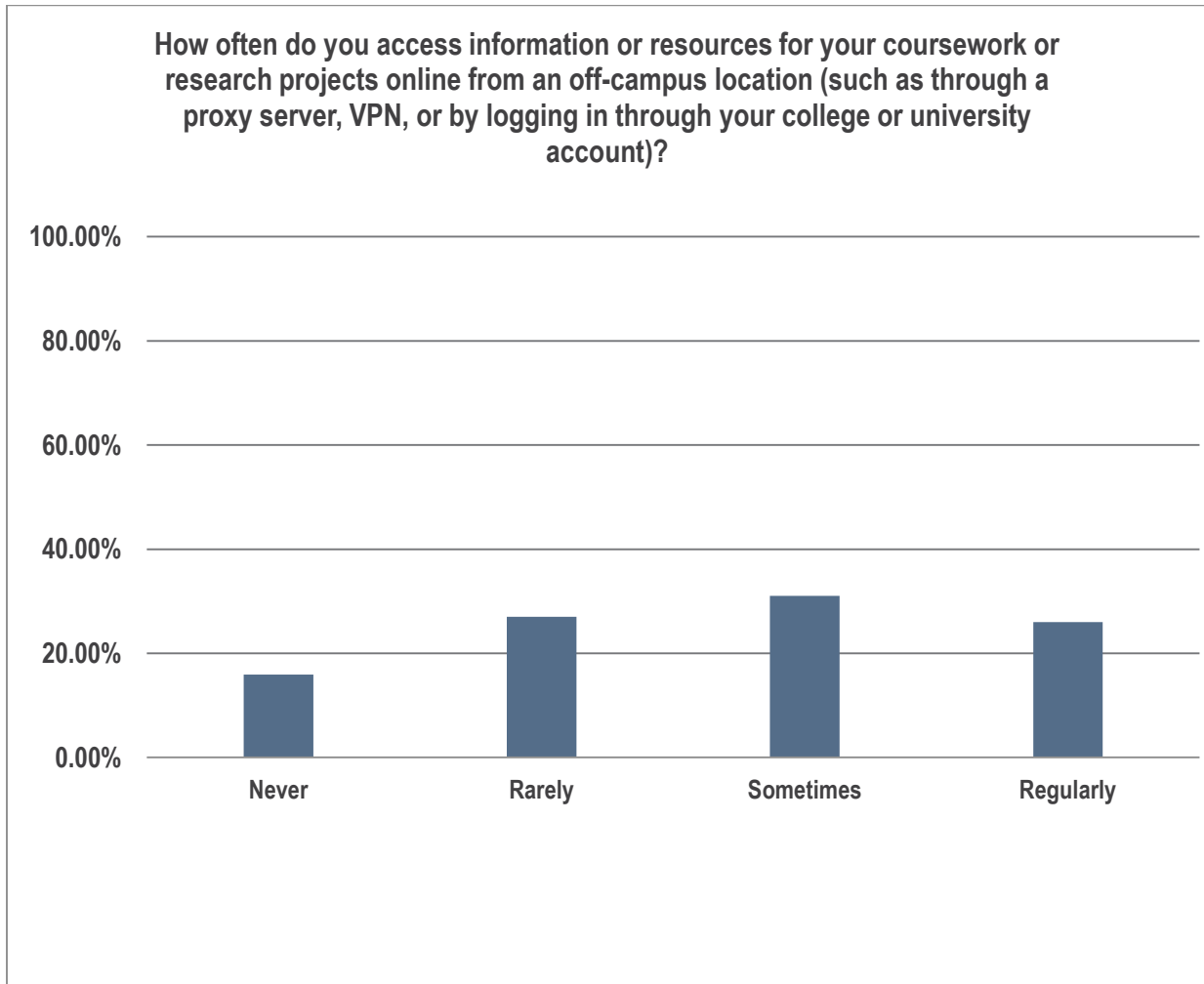
	Response	Percent
More than twice a week	39	3.47%
Once or twice a week	110	9.78%
Once or twice a month	265	23.56%
Once or twice a semester or quarter	275	24.44%
Once or twice a year	292	25.96%
N/A (I have never interacted with a librarian or library staff member)	144	12.80%
	1125	100.00%



UROL14

How often do you access information or resources for your coursework or research projects online from an off-campus location (such as through a proxy server, VPN, or by logging in through your college or university account)?

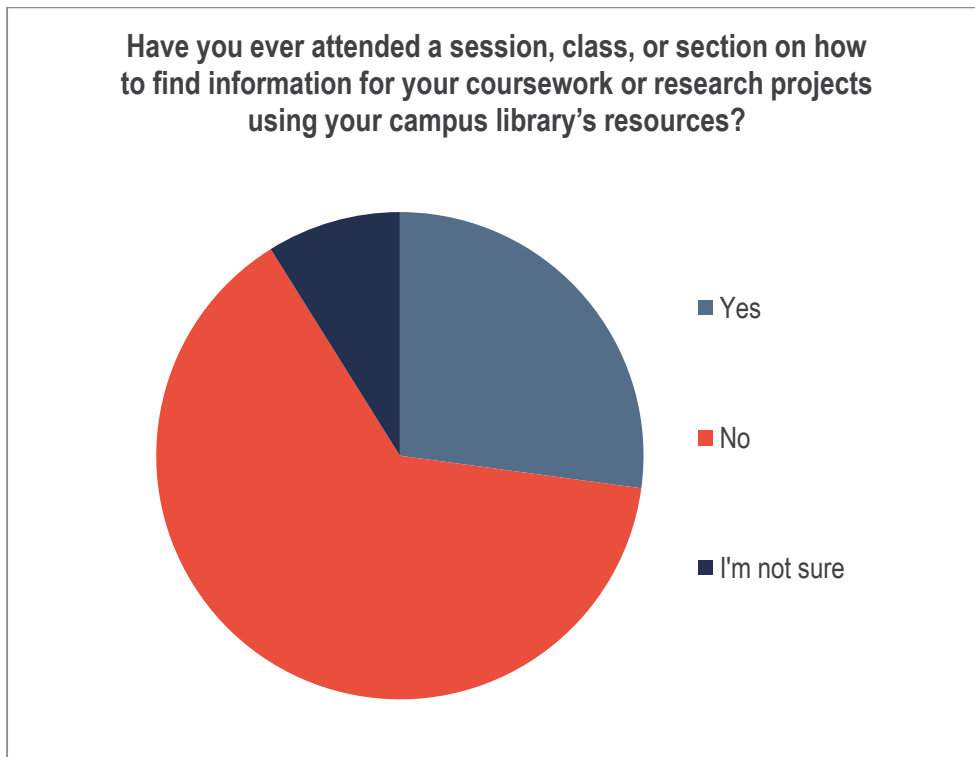
	Response	Percent
Never	179	15.93%
Rarely	304	27.05%
Sometimes	349	31.05%
Regularly	292	25.98%
	1124	100.00%



UROL15

Have you ever attended a session, class, or section on how to find information for your coursework or research projects using your campus library's resources?

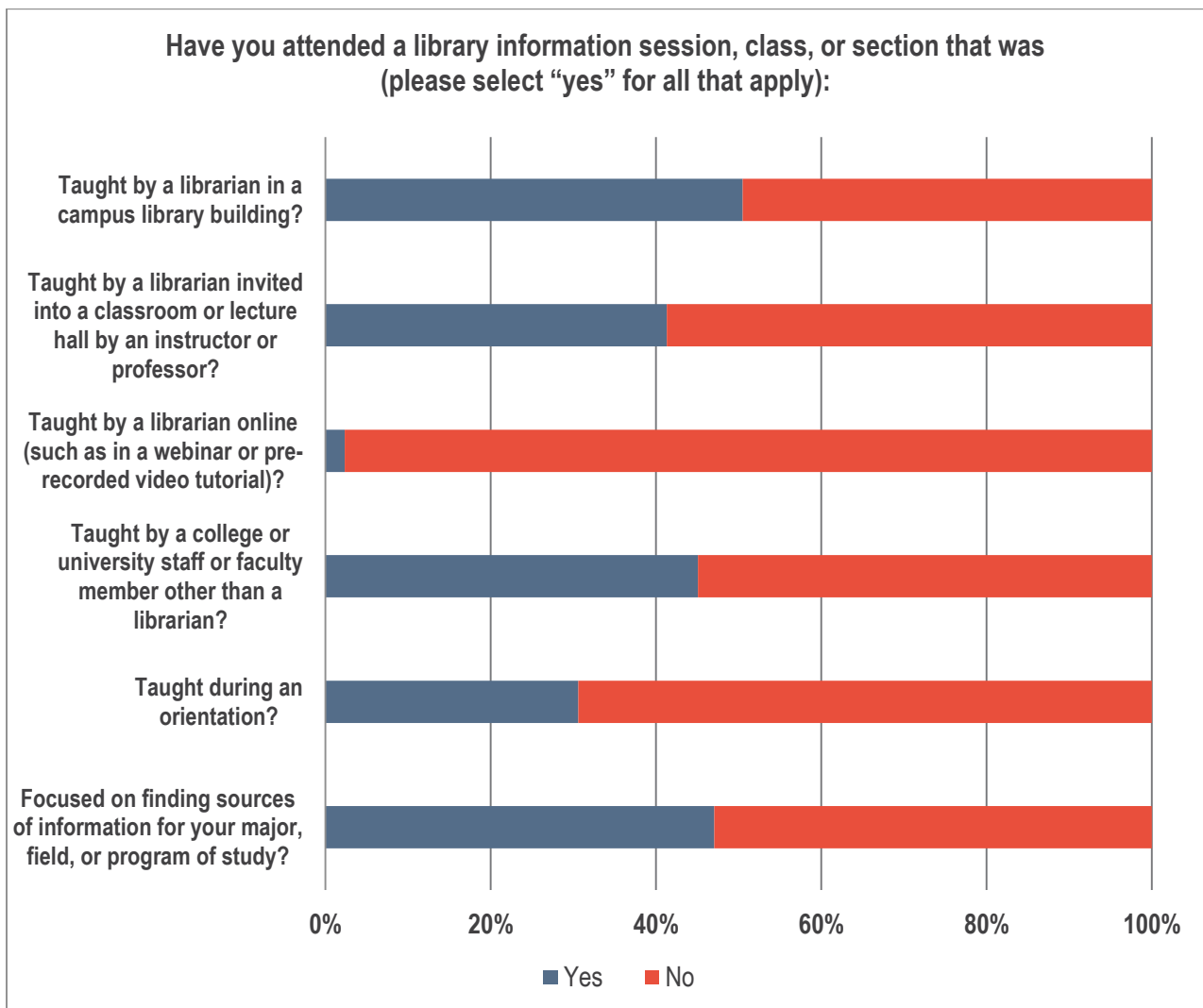
	Response	Percent
Yes	305	27.14%
No	719	63.97%
I'm not sure	100	8.90%
	1124	100.00%



UROL16 [Contingent on UROL15]

Have you attended a library information session, class, or section that was (please select “yes” for all that apply):

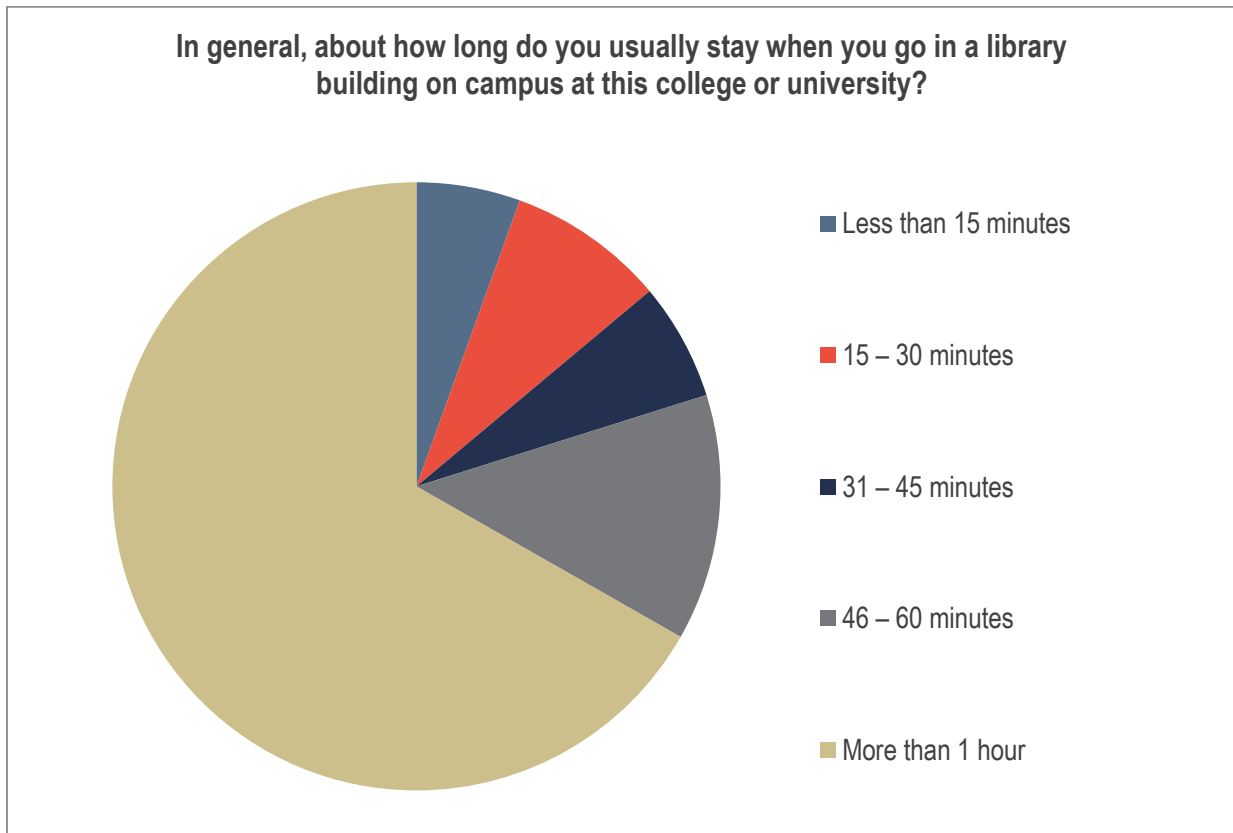
	Yes	No	Response
Taught by a librarian in a campus library building?	50.49%	49.51%	305
Taught by a librarian invited into a classroom or lecture hall by an instructor or professor?	41.31%	58.69%	305
Taught by a librarian online (such as in a webinar or pre-recorded video tutorial)?	2.31%	97.69%	303
Taught by a college or university staff or faculty member other than a librarian?	45.07%	54.93%	304
Taught during an orientation?	30.59%	69.41%	304
Focused on finding sources of information for your major, field, or program of study?	47.04%	52.96%	304



UROL17

In general, about how long do you usually stay when you go in a library building on campus at this college or university? If you are currently employed in a campus library, please do not include work hours when answering this question

	Response	Percent
Less than 15 minutes	62	5.53%
15 – 30 minutes	94	8.38%
31 – 45 minutes	70	6.24%
46 – 60 minutes	147	13.10%
More than 1 hour	749	66.76%
	1122	100.00%



Undergraduate: Demographics

This module of questions (UD1-UD14) is contingent on the respondent pursuing an undergraduate degree (SL1).

For reasons concerning space, responses to UD2 (major), UD4 (GPA), and UD5 (year of birth) are not included in this report. Responses to these items are included in the dataset file of findings.

The following questions ask for you to provide personal information. If there is a question you do not want to answer, you may skip it.

UD1

Have you ever been enrolled in:

UD2

What is your major? If you are enrolled with a double major, please select the major that you consider to be your primary major.

UD3

Do you identify as:

UD4

What is your GPA? If you are not sure, please give us your best estimate:

UD5

What year were you born?

UD6

Do you live in a residence hall or other on-campus or residential student housing facility?

UD7 [Multiple selections are possible]

Have you ever (please select all that apply):

UD8

Did one or more of your parents complete a degree from a 4-year college or university?

UD9

Have you ever received or are you currently eligible for a Federal Pell Grant?

UD10 [Multiple selections are possible]

Please select all forms of employment that currently apply for you (excluding employment at a campus library):

UD11

Are you of Hispanic, Latino, or Spanish origin?

UD12 [Multiple selections are possible]

Please select the population group or groups that you most closely identify with from the list below:

UD13

Are you an international student?

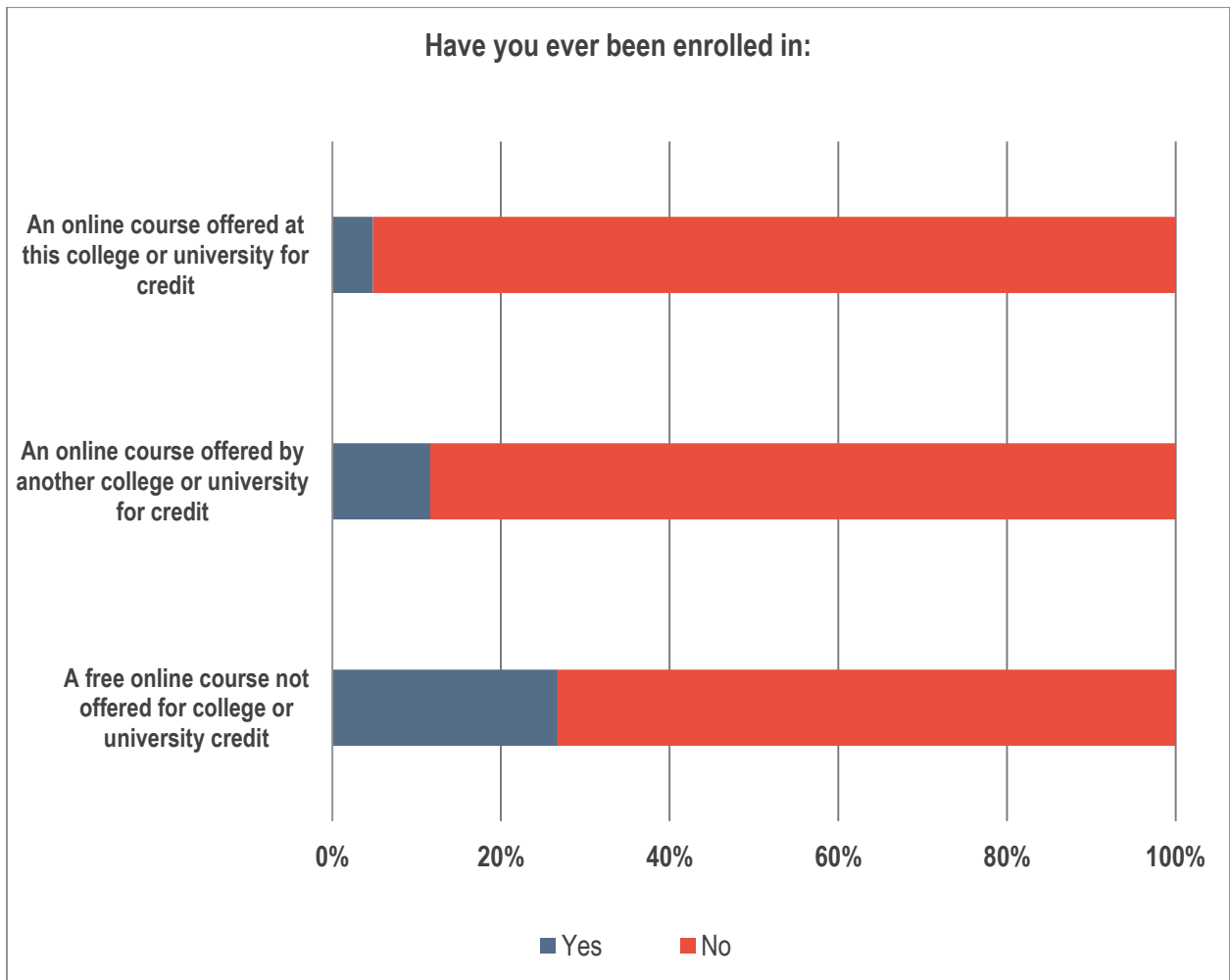
UD14

Are you currently serving on active duty or are you a veteran of the U.S. Armed Forces, National Guard, or Reserves?

UD1

Have you ever been enrolled in:

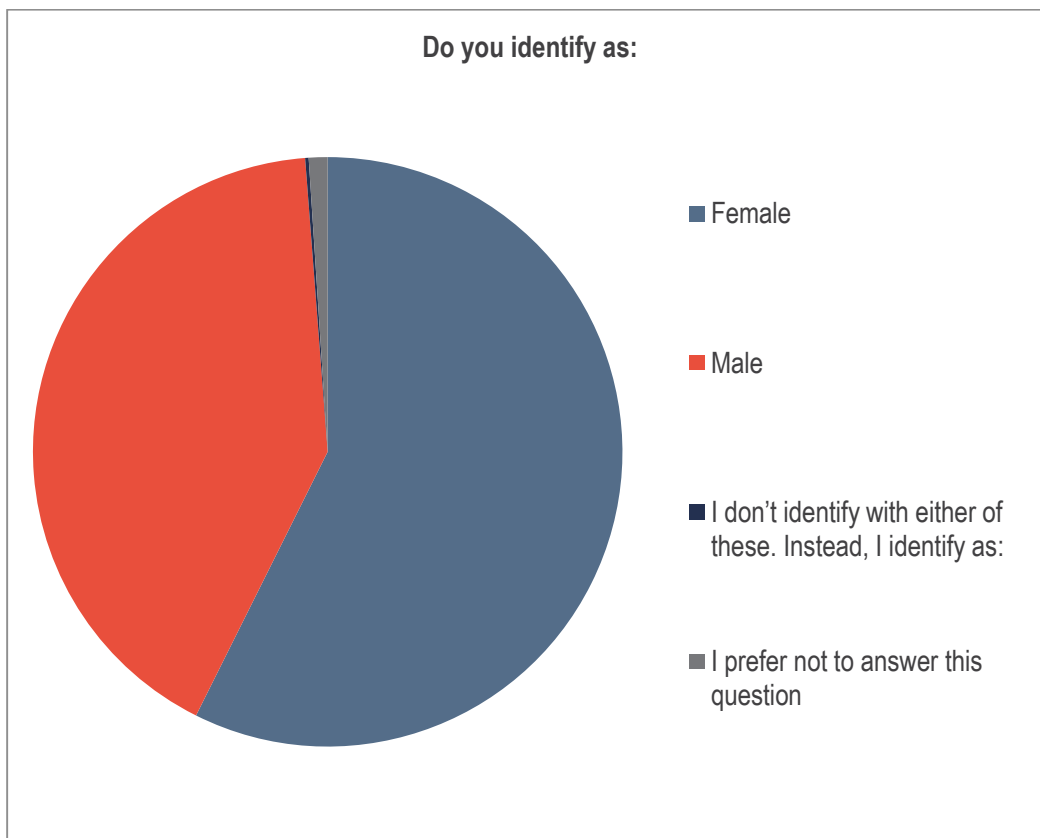
	Yes	No	Response
An online course offered at this college or university for credit	4.81%	95.19%	1102
An online course offered by another college or university for credit	11.62%	88.38%	1102
A free online course not offered for college or university credit	26.73%	73.27%	1100



UD3

Do you identify as:

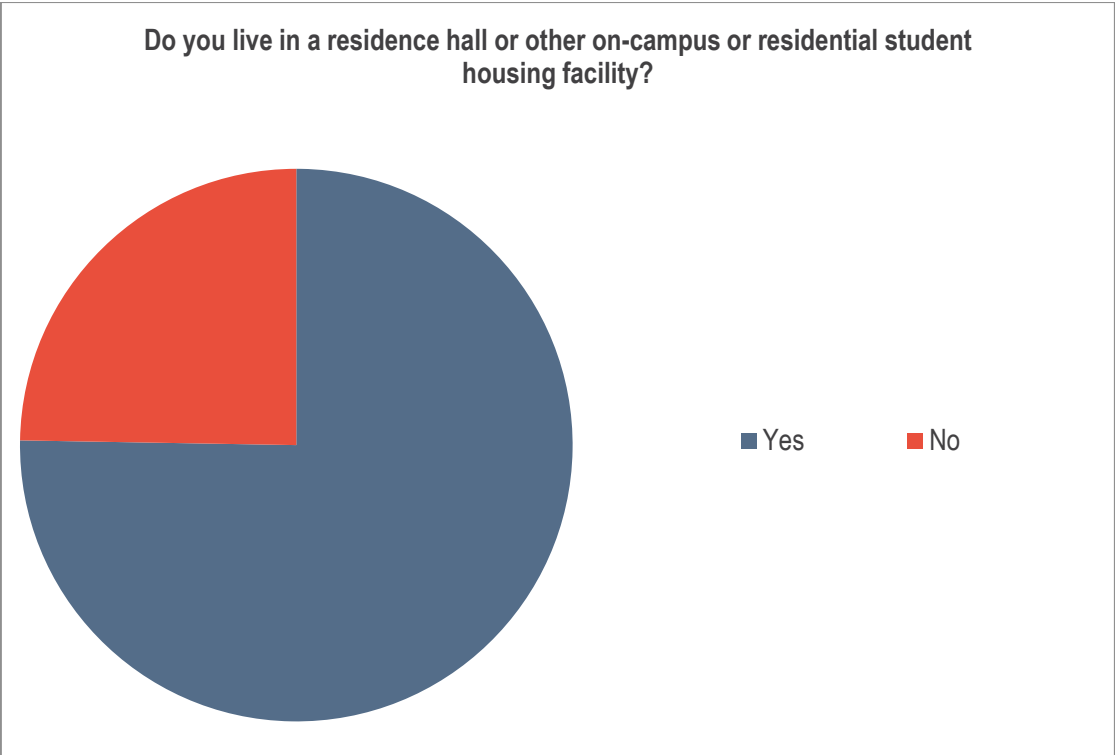
	Response	Percent
Female	611	57.37%
Male	441	41.41%
I don't identify with either of these. Instead, I identify as:	2	0.19%
I prefer not to answer this question	11	1.03%
	1065	100.00%



UD6

Do you live in a residence hall or other on-campus or residential student housing facility?

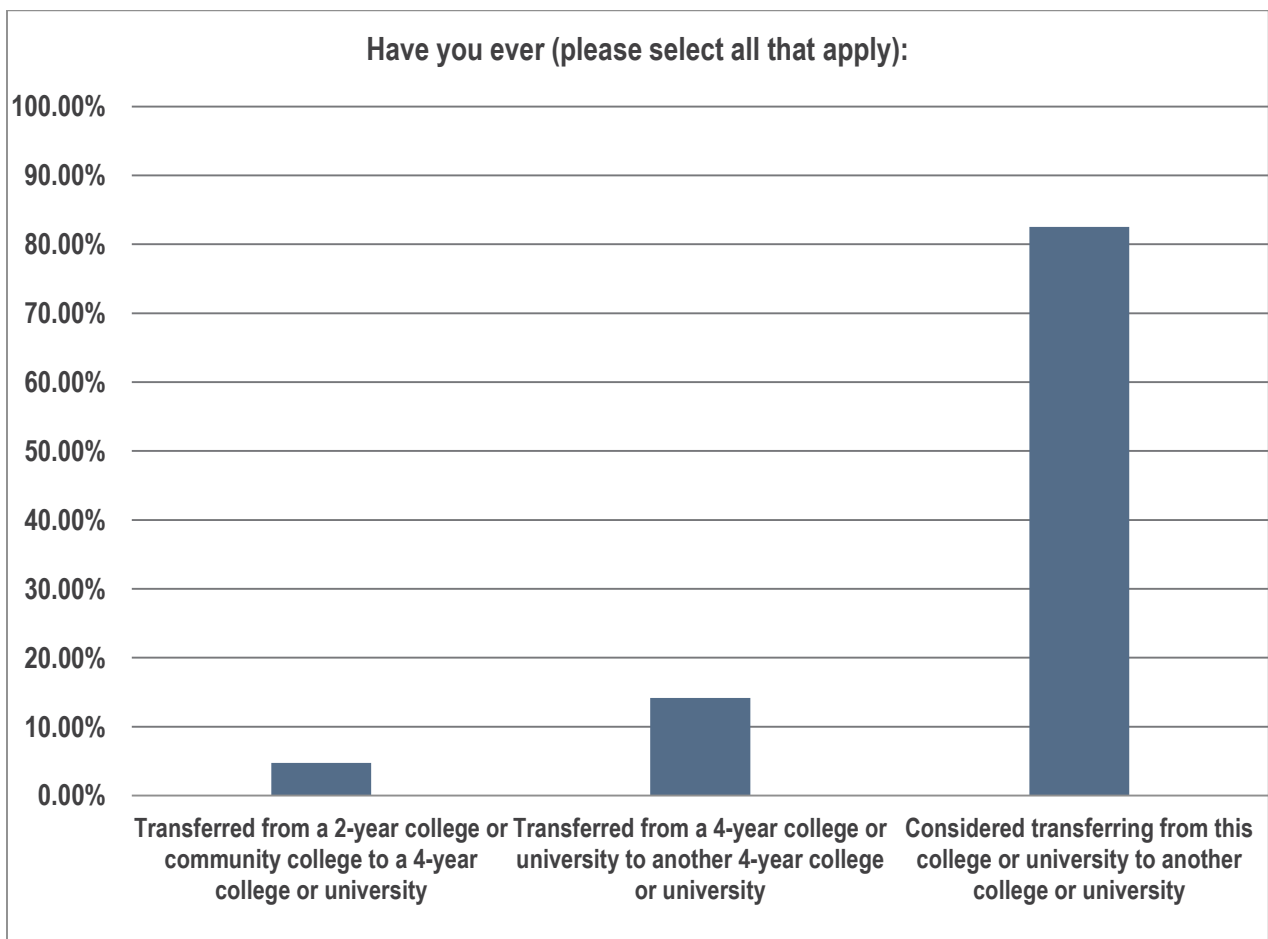
	Response	Percent
Yes	828	75.27%
No	272	24.73%
	1100	100.00%



UD7 [Multiple selections are possible]

Have you ever (please select all that apply):

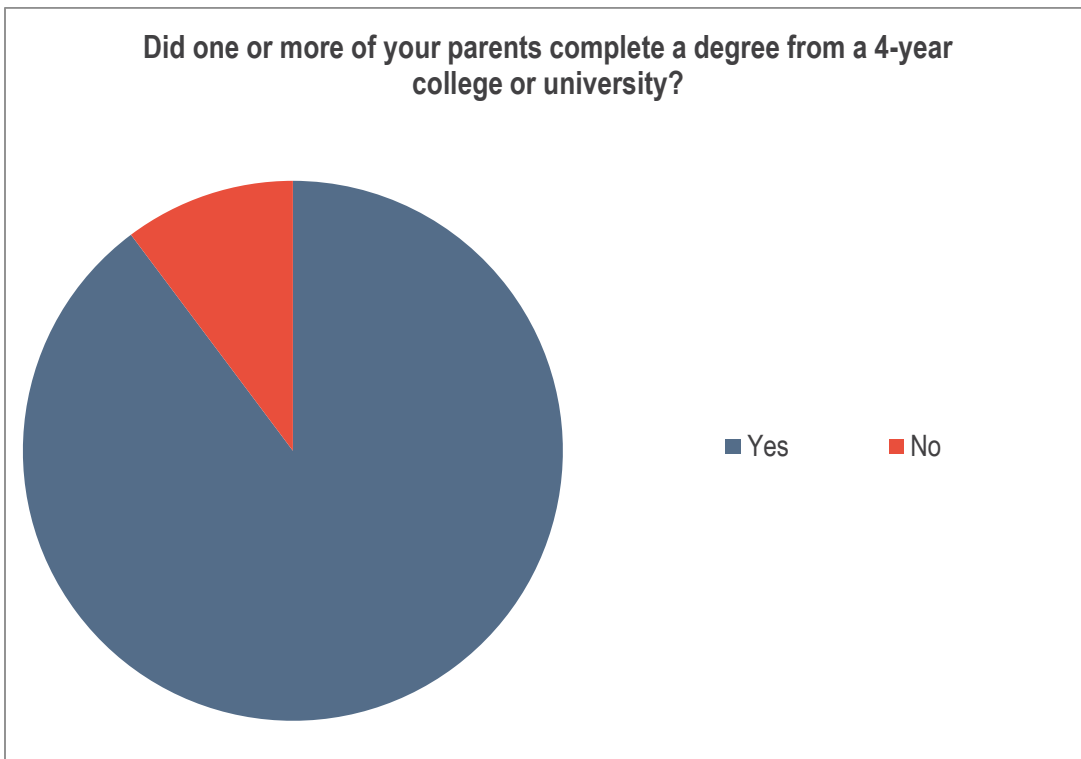
	Response	Percent
Transferred from a 2-year college or community college to a 4-year college or university	10	4.72%
Transferred from a 4-year college or university to another 4-year college or university	30	14.15%
Considered transferring from this college or university to another college or university	175	82.55%
	215	



UD8

Did one or more of your parents complete a degree from a 4-year college or university?

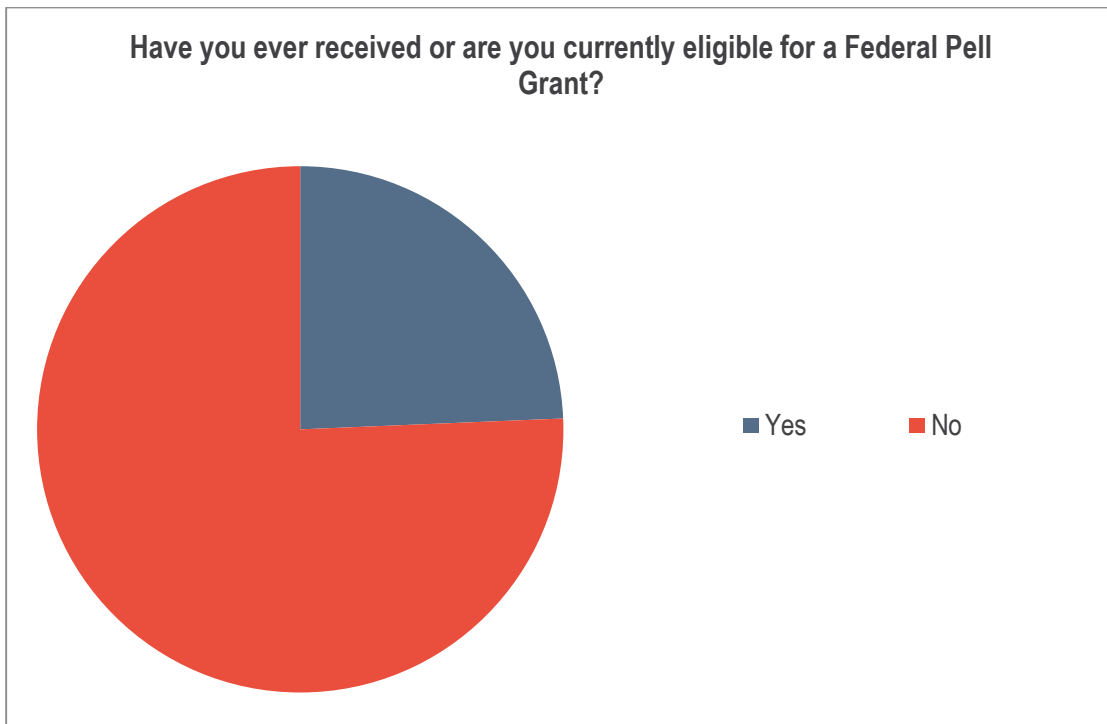
	Response	Percent
Yes	982	89.76%
No	112	10.24%
	1094	100.00%



UD9

Have you ever received or are you currently eligible for a Federal Pell Grant?

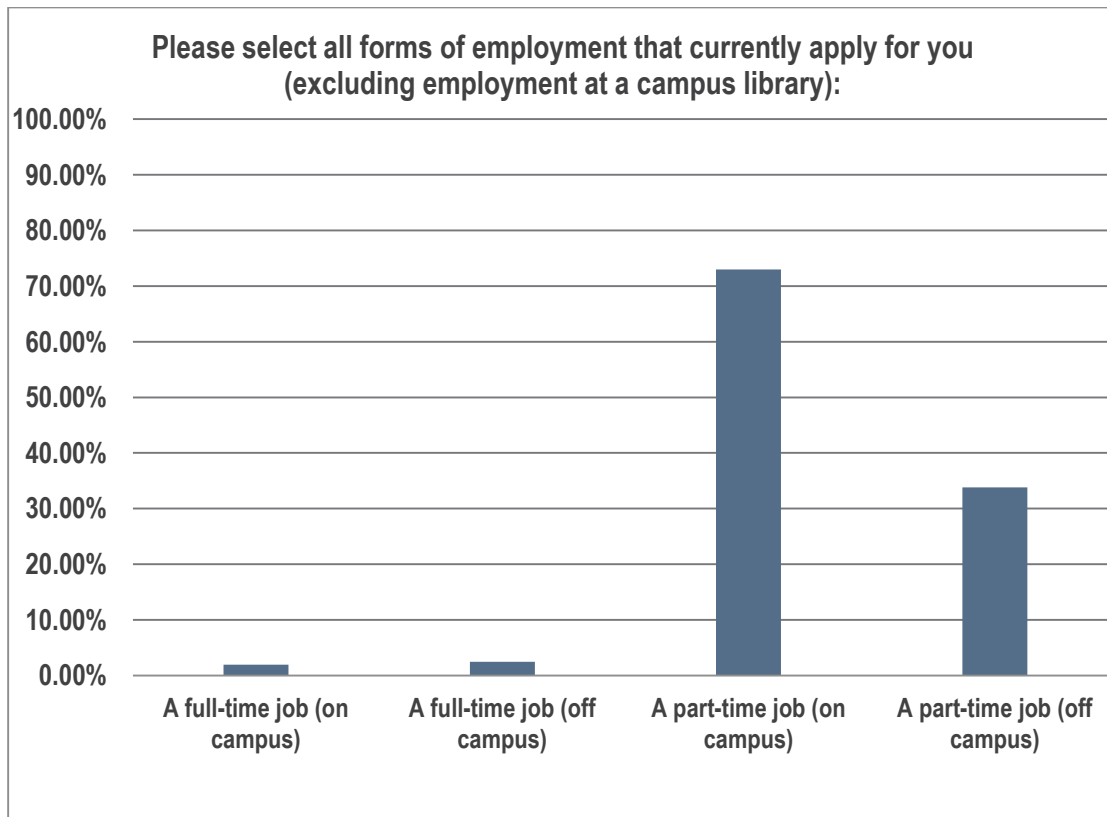
	Response	Percent
Yes	259	24.34%
No	805	75.66%
	1064	100.00%



UD10 [Multiple selections are possible]

Please select all forms of employment that currently apply for you (excluding employment at a campus library):

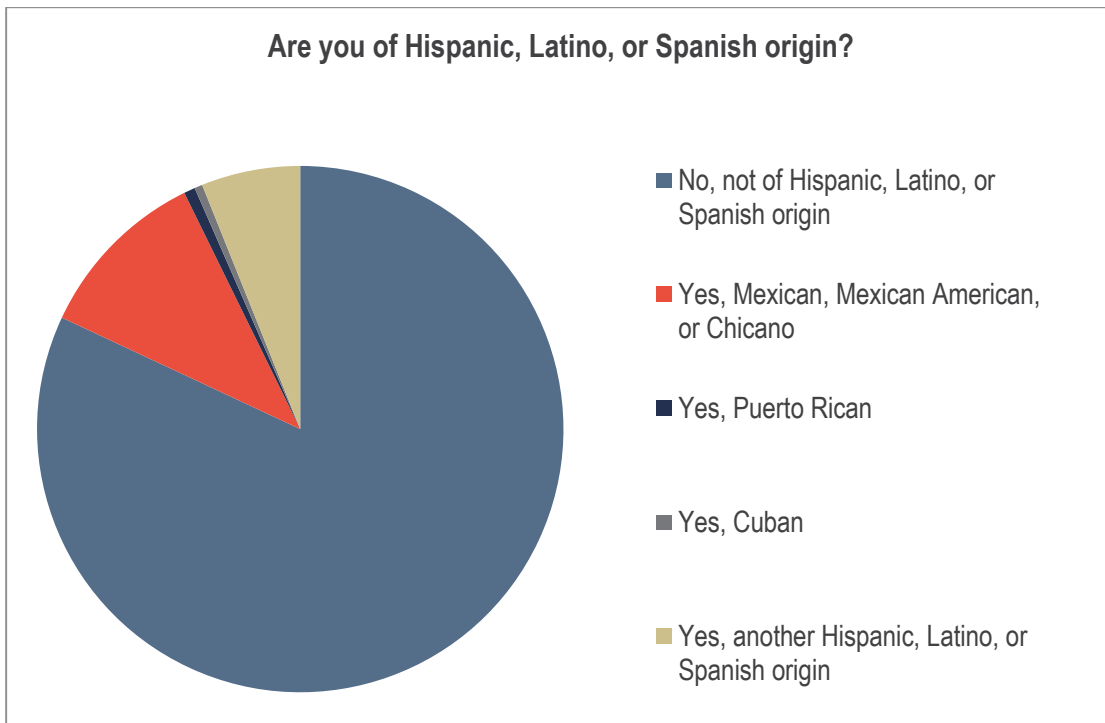
	Response	Percent
A full-time job (on campus)	12	1.94%
A full-time job (off campus)	15	2.43%
A part-time job (on campus)	451	72.98%
A part-time job (off campus)	209	33.82%
	687	



UD11

Are you of Hispanic, Latino, or Spanish origin?

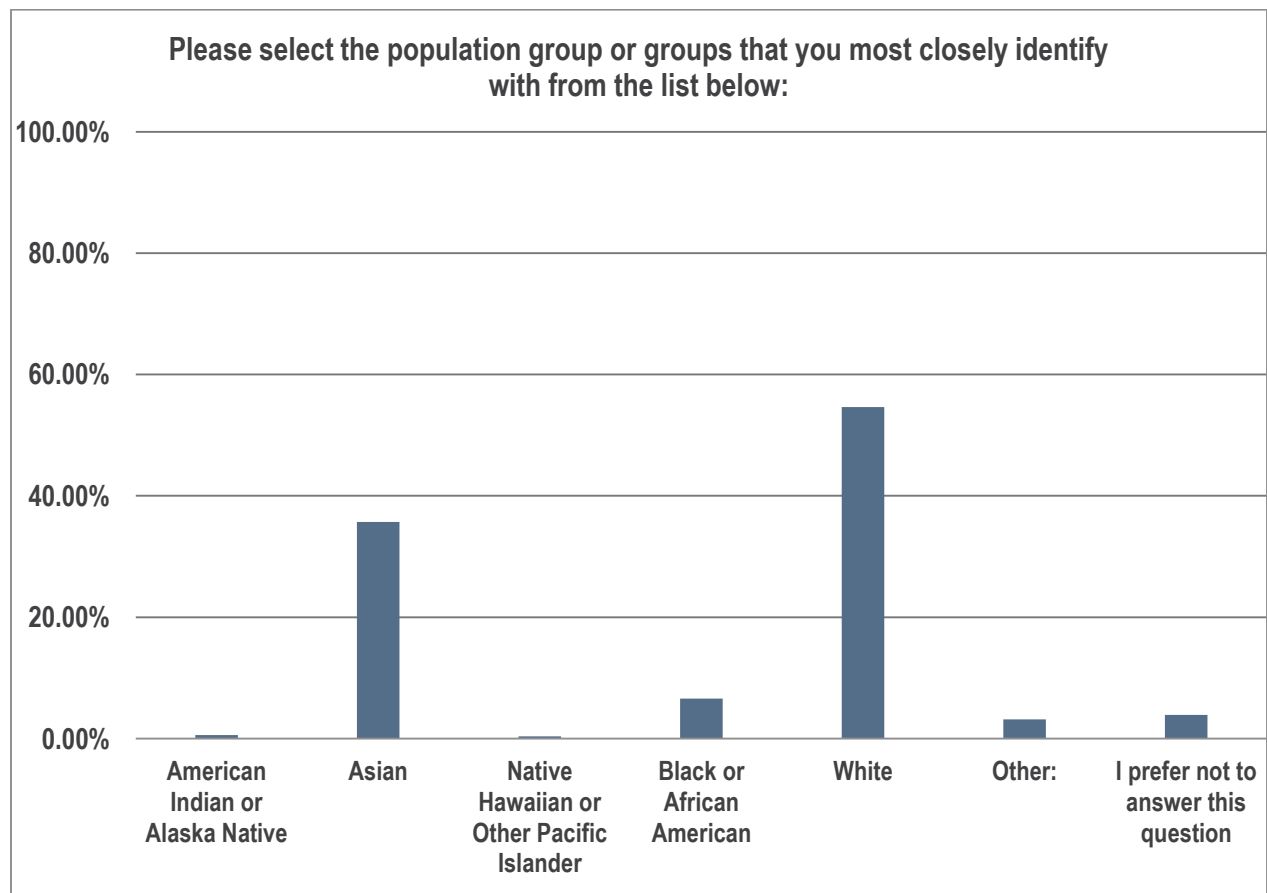
	Response	Percent
No, not of Hispanic, Latino, or Spanish origin	836	81.96%
Yes, Mexican, Mexican American, or Chicano	110	10.78%
Yes, Puerto Rican	7	0.69%
Yes, Cuban	5	0.49%
Yes, another Hispanic, Latino, or Spanish origin	62	6.08%
	1020	100.00%



UD12 [Multiple selections are possible]

Please select the population group or groups that you most closely identify with from the list below:

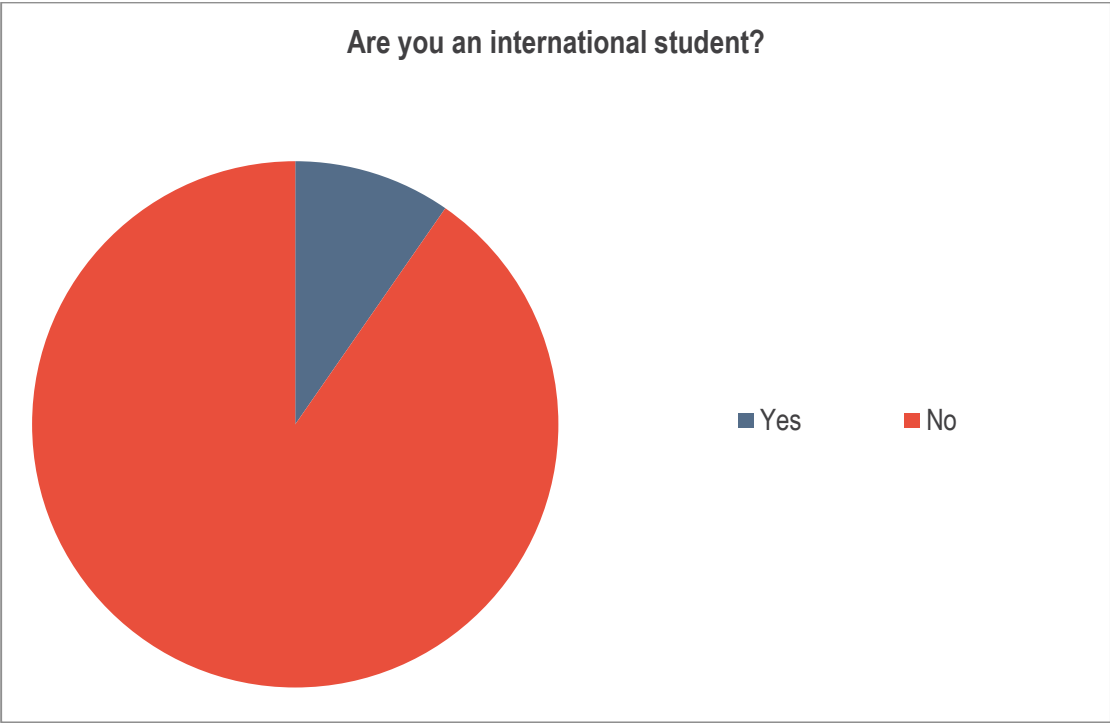
	Response	Percent
American Indian or Alaska Native	6	0.56%
Asian	385	35.71%
Native Hawaiian or Other Pacific Islander	4	0.37%
Black or African American	71	6.59%
White	589	54.64%
Other:	34	3.15%
I prefer not to answer this question	42	3.90%
	1131	



UD13

Are you an international student?

	Response	Percent
Yes	106	9.66%
No	991	90.34%
	1097	100.00%



UD14

Are you currently serving on active duty or are you a veteran of the U.S. Armed Forces, National Guard, or Reserves?⁴

	Response	Percent
Yes	0	0.00%
No	1094	100.00%
	1094	100.00%

⁴ Graph omitted due to limited response.

Graduate: Coursework and Academics

This module of questions (GCA1-GCA17) is contingent on the respondent pursuing a graduate degree (SL1).

GCA1 [Contingent – R is in coursework phase of degree program]

In the courses you are currently taking, how often are you assigned each of the following types of work?

GCA2 [Contingent – R is in coursework phase of degree program]

In the courses you are currently taking, how often do you use each of the following types of sources of information for your coursework or research projects?

GCA3 [Contingent – R is in a research phase of degree program]

How often do you use each of the following types of sources of information in your research projects?

GCA4

Please think about your most recently completed research project. Which of the following starting points did you use to begin your research?

GCA5 [Contingent – R is in coursework phase of degree program]

How easy or difficult do you find it to access information and resources that you need for your coursework or research projects?

GCA6 [Contingent – R is preparing for qualifying examination(s)]

How easy or difficult do you find it to access information and resources that you need to prepare or study for your Ph.D. or other qualifying examination(s)?

GCA7 [Contingent – R is working on a dissertation]

How easy or difficult do you find it to access information and resources that you need to complete your dissertation?

Please read the following statements and tell us whether you strongly agree with the statement, agree, somewhat agree, neither agree nor disagree, somewhat disagree, disagree, or strongly disagree.

GCA8 [Contingent – R is in coursework phase of degree program]

I am motivated to do cutting edge or novel work in my fieldwork, internships, seminars or courses

GCA9 [Contingent – R is working on a dissertation]

I am motivated to do cutting edge or novel work for my dissertation

GCA10 [Contingent – R is in a research phase of degree program]

I have access to a location on campus where I can work effectively on my dissertation, thesis, or research or capstone projects

GCA11 [Contingent – R is in coursework phase of degree program]

My instructors help me develop the research skills to find and use academic sources of information for my coursework or research projects

GCA12

Campus librarians or library staff help me develop the research skills to find and use academic sources of information for my coursework or research projects

GCA13

The library serves as a starting point for locating information, resources, or citations that I use for my coursework or research projects

GCA14

The main responsibility of my college or university library should be helping me access print or electronic versions of books, articles, data, images, and other resources that I may need for my coursework or research projects

GCA15

The main responsibility of my college or university library should be supporting student learning by helping students to develop research skills and find, access, and make use of books, articles, data, images, and other resources

GCA16

Today, a degree obtained from a fully online program is as valuable as a degree obtained from a traditional college or university experience

GCA17

Today, it would be fine with me if all of the courses in my degree program were taught online

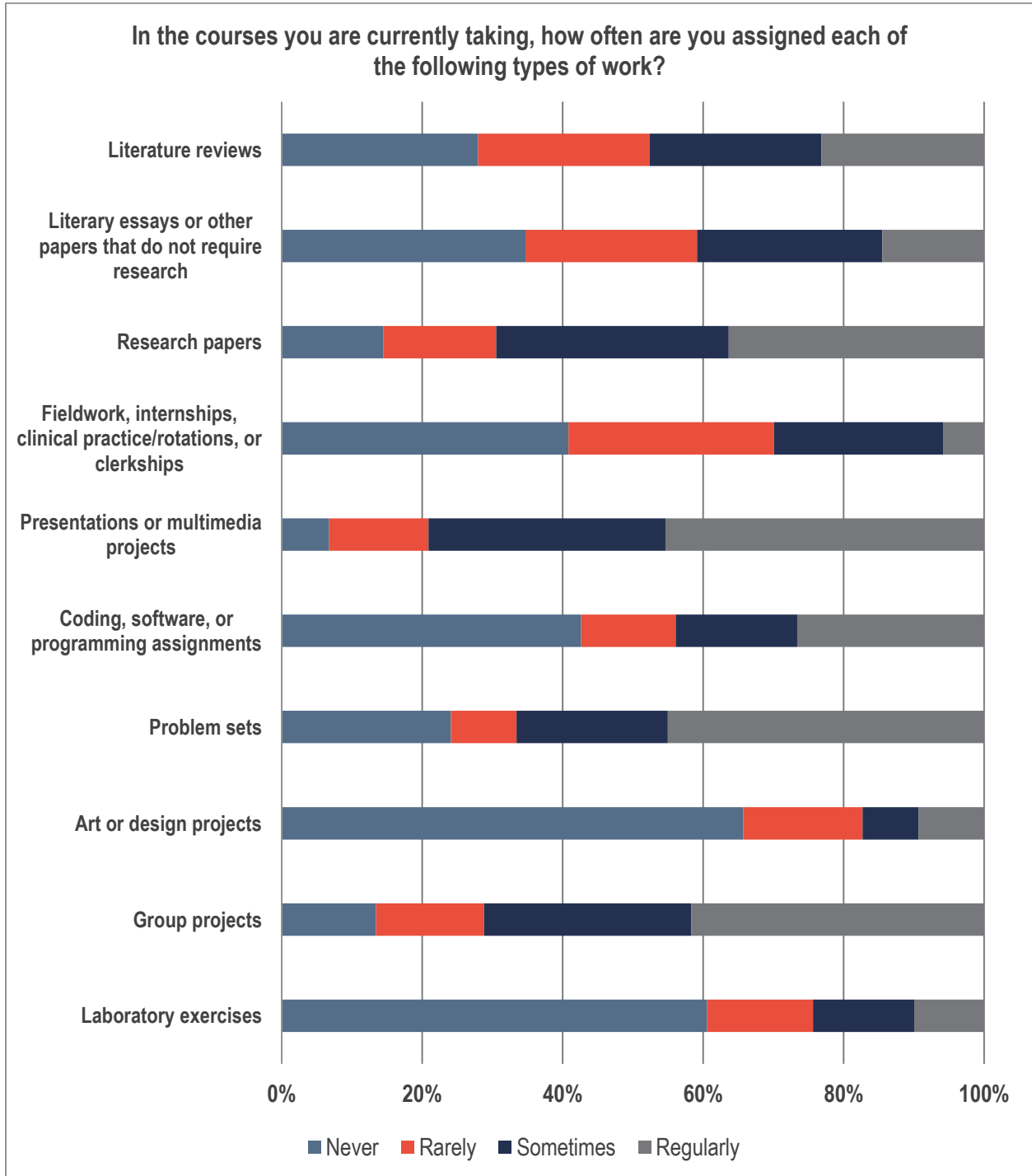
GCA1 [Contingent – R is in coursework phase of degree program]

In the courses you are currently taking, how often are you assigned each of the following types of work?

	Never	Rarely	Sometimes	Regularly	Response
Literature reviews	27.97%	24.44%	24.44%	23.15%	311
Literary essays or other papers that do not require research	34.73%	24.44%	26.37%	14.47%	311
Research papers	14.47%	16.08%	33.12%	36.33%	311
Fieldwork, internships, clinical practice/rotations, or clerkships	40.84%	29.26%	24.12%	5.79%	311
Presentations or multimedia projects	6.75%	14.15%	33.76%	45.34%	311
Coding, software, or programming assignments	42.63%	13.46%	17.31%	26.60%	312
Problem sets	24.12%	9.32%	21.54%	45.02%	311
Art or design projects	65.71%	16.99%	8.01%	9.29%	312
Group projects	13.46%	15.38%	29.49%	41.67%	312
Laboratory exercises	60.58%	15.06%	14.42%	9.94%	312

GCA1 [Contingent – R is in coursework phase of degree program]

In the courses you are currently taking, how often are you assigned each of the following types of work?



GCA2 [Contingent – R is in coursework phase of degree program]

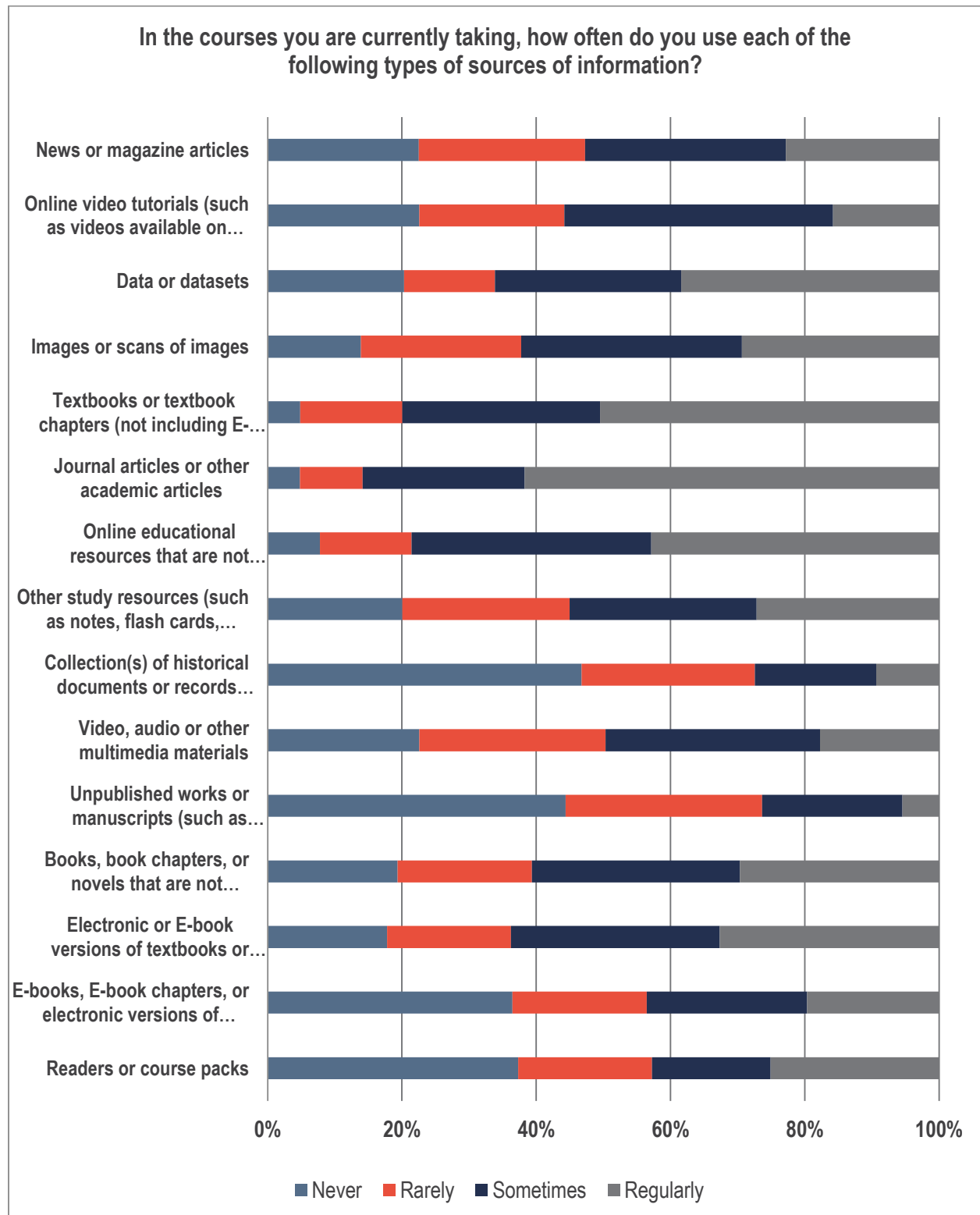
In the courses you are currently taking, how often do you use each of the following types of sources of information for your coursework or research projects?

	Never	Rarely	Sometimes	Regularly	Response
News or magazine articles	22.51%	24.76%	29.90%	22.83%	311
Online video tutorials (such as videos available on Khan Academy, Lynda.com, YouTube, etc.)	22.58%	21.61%	40.00%	15.81%	310
Data or datasets	20.32%	13.55%	27.74%	38.39%	310
Images or scans of images	13.87%	23.87%	32.90%	29.35%	310
Textbooks or textbook chapters (not including E-book versions)	4.85%	15.21%	29.45%	50.49%	309
Journal articles or other academic articles	4.82%	9.32%	24.12%	61.74%	311
Online educational resources that are not videos (such as Wikipedia, study guides, etc.)	7.79%	13.64%	35.71%	42.86%	308
Other study resources (such as notes, flash cards, study guides or handouts, etc.)	20.06%	24.92%	27.83%	27.18%	309
Collection(s) of historical documents or records (such as rare books, hand-written letters or diaries, artifacts, etc.)	46.77%	25.81%	18.06%	9.35%	310
Video, audio or other multimedia materials	22.58%	27.74%	31.94%	17.74%	310
Unpublished works or manuscripts (such as planning documents, agency reports, white papers, etc.)	44.37%	29.26%	20.90%	5.47%	311
Books, book chapters, or novels that are not textbooks (not including E-book versions)	19.35%	20.00%	30.97%	29.68%	310

Electronic or E-book versions of textbooks or textbook chapters	17.80%	18.45%	31.07%	32.69%	309
E-books, E-book chapters, or electronic versions of novels (not including E-book versions of textbooks)	36.45%	20.00%	23.87%	19.68%	310
Readers or course packs	37.30%	19.94%	17.68%	25.08%	311

GCA2 [Contingent – R is in coursework phase of degree program]

In the courses you are currently taking, how often do you use each of the following types of sources of information for your coursework or research projects?



GCA3 [Contingent – R is in a research phase of degree program]

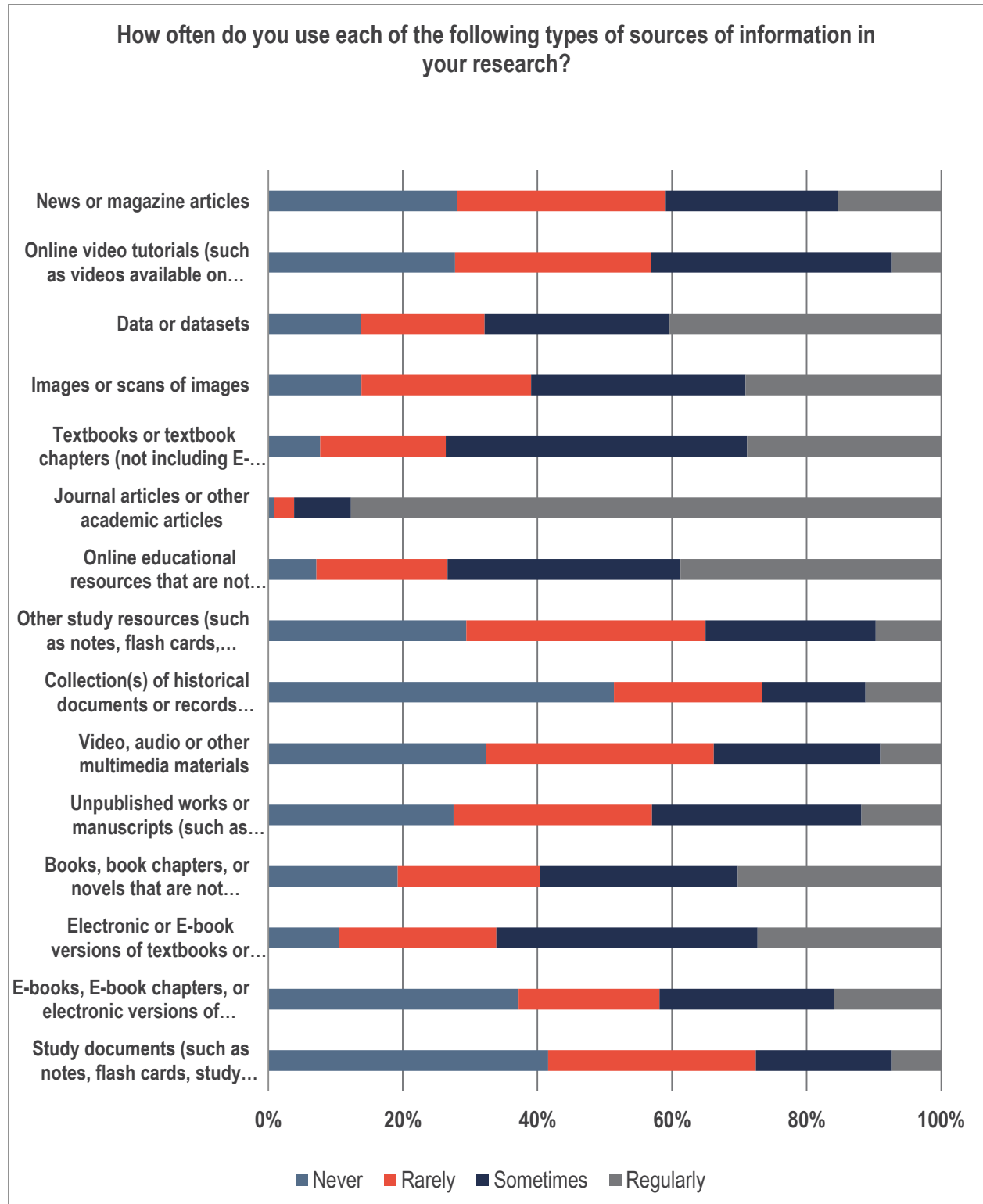
How often do you use each of the following types of sources of information in your research projects?

	Never	Rarely	Sometimes	Regularly	Response
News or magazine articles	28.02%	31.04%	25.55%	15.38%	364
Online video tutorials (such as videos available on Khan Academy, Lynda.com, YouTube, etc.)	27.75%	29.12%	35.71%	7.42%	364
Data or datasets	13.74%	18.41%	27.47%	40.38%	364
Images or scans of images	13.85%	25.21%	31.86%	29.09%	361
Textbooks or textbook chapters (not including E-book versions)	7.69%	18.68%	44.78%	28.85%	364
Journal articles or other academic articles	0.82%	3.01%	8.47%	87.70%	366
Online educational resources that are not videos (such as Wikipedia, study guides, etc.)	7.14%	19.51%	34.62%	38.74%	364
Other study resources (such as notes, flash cards, study guides or handouts, etc.)	29.44%	35.56%	25.28%	9.72%	360
Collection(s) of historical documents or records (such as rare books, hand-written letters or diaries, artifacts, etc.)	51.37%	21.98%	15.38%	11.26%	364
Video, audio or other multimedia materials	32.42%	33.79%	24.73%	9.07%	364
Unpublished works or manuscripts (such as planning documents, agency reports, white papers, etc.)	27.55%	29.48%	31.13%	11.85%	363
Books, book chapters, or novels that are not textbooks (not including E-book versions)	19.23%	21.15%	29.40%	30.22%	364

Electronic or E-book versions of textbooks or textbook chapters	10.47%	23.42%	38.84%	27.27%	363
E-books, E-book chapters, or electronic versions of novels (not including E-book versions of textbooks)	37.19%	20.94%	25.90%	15.98%	363
Study documents (such as notes, flash cards, study guides or handouts, etc.)	41.60%	30.85%	20.11%	7.44%	363

GCA3 [Contingent – R is in a research phase of degree program]

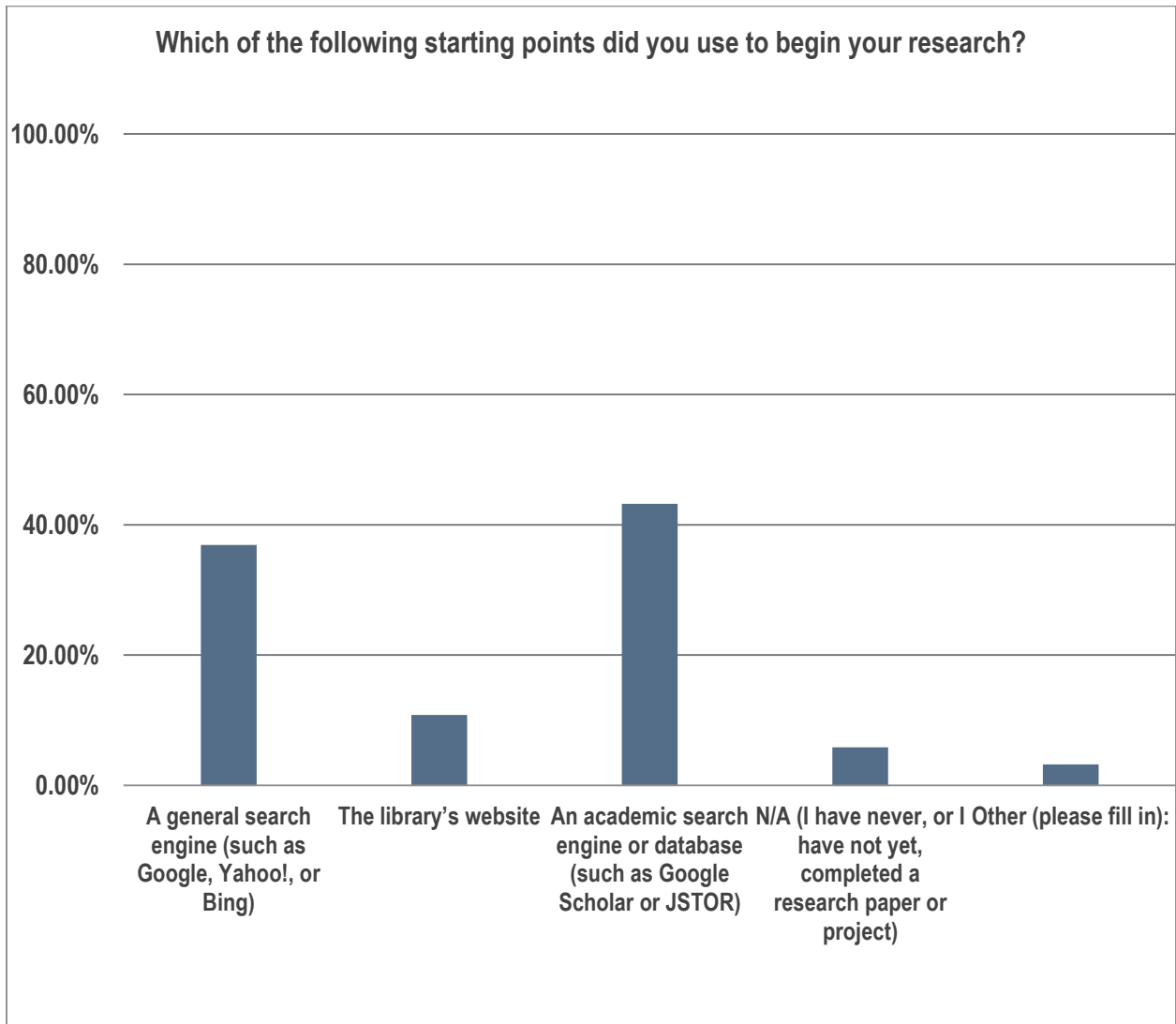
How often do you use each of the following types of sources of information in your research projects?



GCA4

Please think about your most recently completed research project. Which of the following starting points did you use to begin your research?


	Response	Percent
A general search engine (such as Google, Yahoo!, or Bing)	252	36.90%
The library's website	74	10.83%
An academic search engine or database (such as Google Scholar or JSTOR)	295	43.19%
N/A (I have never, or I have not yet, completed a research project)	40	5.86%
Other (please fill in):	22	3.22%
	683	100.00%



GCA5 [Contingent – R is in coursework phase of degree program]

How easy or difficult do you find it to access information and resources that you need for your coursework or research projects?


	Response	Percent
Very Difficult	1	0.32%
Difficult	2	0.63%
Somewhat Difficult	29	9.21%
Neither Easy nor Difficult	43	13.65%
Somewhat Easy	93	29.52%
Easy	103	32.70%
Very Easy	44	13.97%
	315	100.00%



GCA6 [Contingent – R is preparing for qualifying examination(s)]

How easy or difficult do you find it to access information and resources that you need to prepare or study for your Ph.D. or other qualifying examination(s)?


	Response	Percent
Very Difficult	1	1.35%
Difficult	3	4.05%
Somewhat Difficult	8	10.81%
Neither Easy nor Difficult	11	14.86%
Somewhat Easy	17	22.97%
Easy	32	43.24%
Very Easy	2	2.70%
	74	100.00%



GCA7 [Contingent – R is working on a dissertation]

How easy or difficult do you find it to access information and resources that you need to complete your dissertation?

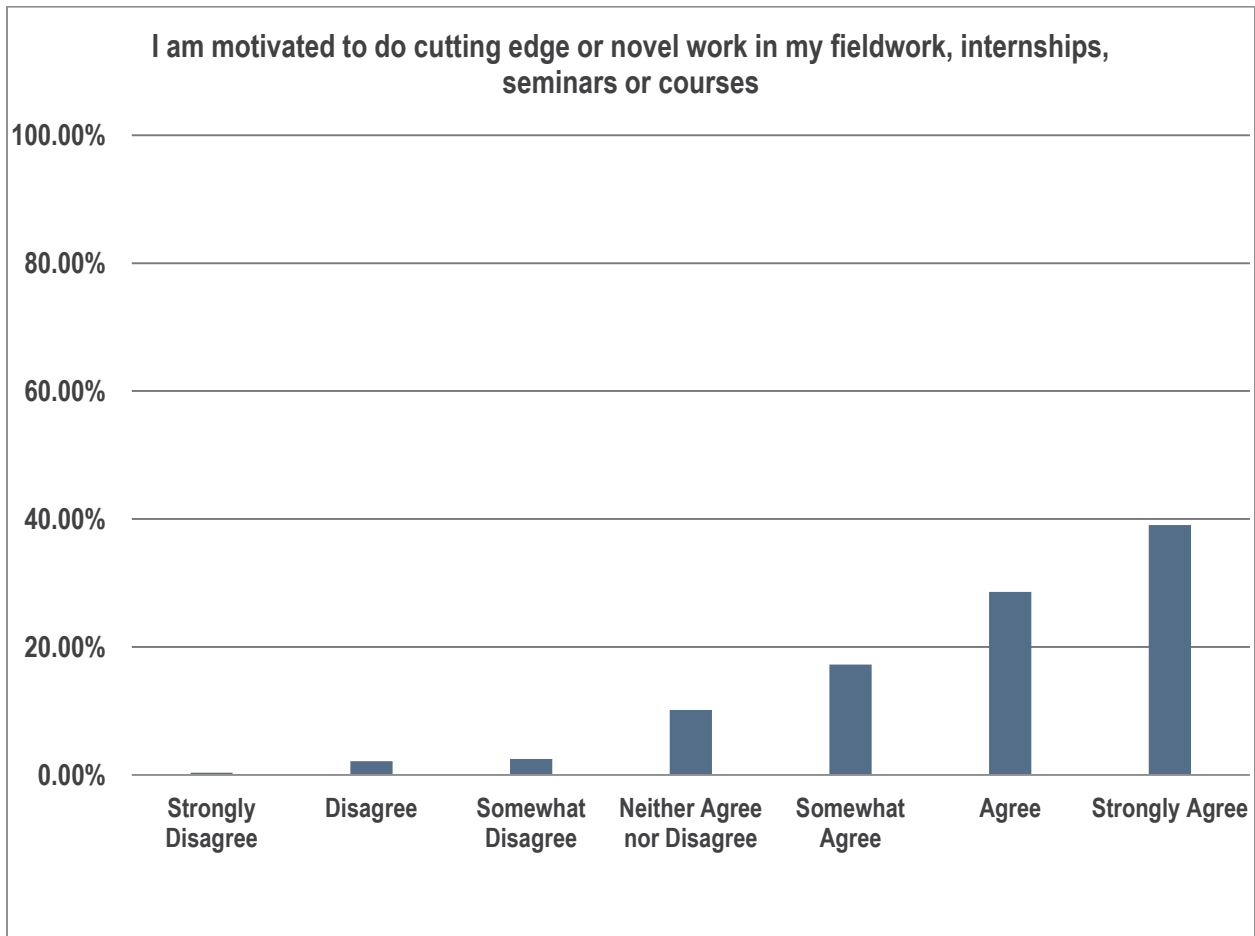
	Response	Percent
Very Difficult	0	0.00%
Difficult	6	3.51%
Somewhat Difficult	22	12.87%
Neither Easy nor Difficult	16	9.36%
Somewhat Easy	61	35.67%
Easy	46	26.90%
Very Easy	20	11.70%
	171	100.00%



GCA8 [Contingent – R is in coursework phase of degree program]

I am motivated to do cutting edge or novel work in my fieldwork, internships, seminars or courses

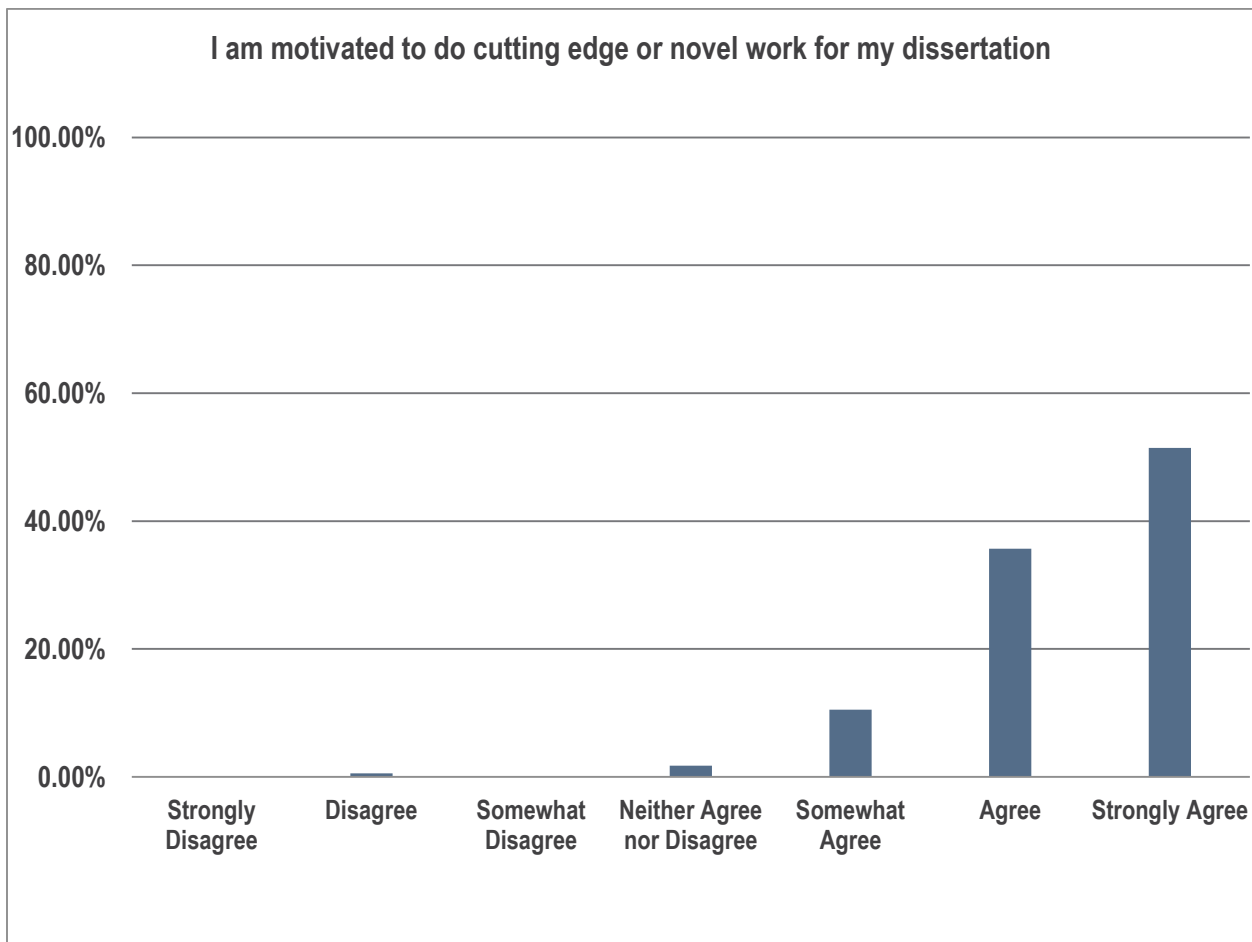
	Response	Percent
Strongly Disagree	1	0.31%
Disagree	7	2.15%
Somewhat Disagree	8	2.46%
Neither Agree nor Disagree	33	10.15%
Somewhat Agree	56	17.23%
Agree	93	28.62%
Strongly Agree	127	39.08%
	325	100.00%



GCA9 [Contingent – R is working on a dissertation]

I am motivated to do cutting edge or novel work for my dissertation

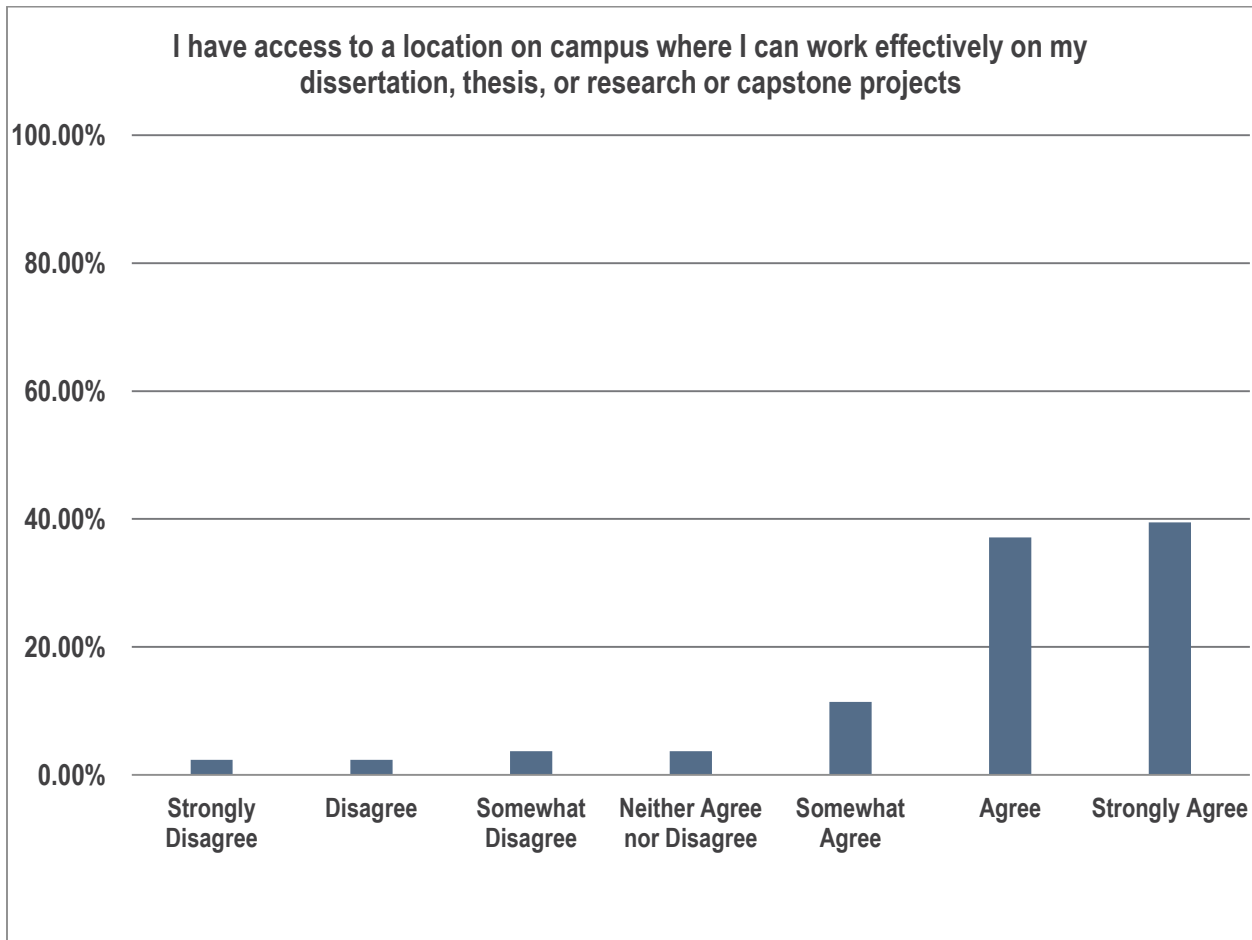
	Response	Percent
Strongly Disagree	0	0.00%
Disagree	1	0.58%
Somewhat Disagree	0	0.00%
Neither Agree nor Disagree	3	1.75%
Somewhat Agree	18	10.53%
Agree	61	35.67%
Strongly Agree	88	51.46%
	171	100.00%



GCA10 [Contingent – R is in a research phase of degree program]

I have access to a location on campus where I can work effectively on my dissertation, thesis, or research or capstone projects

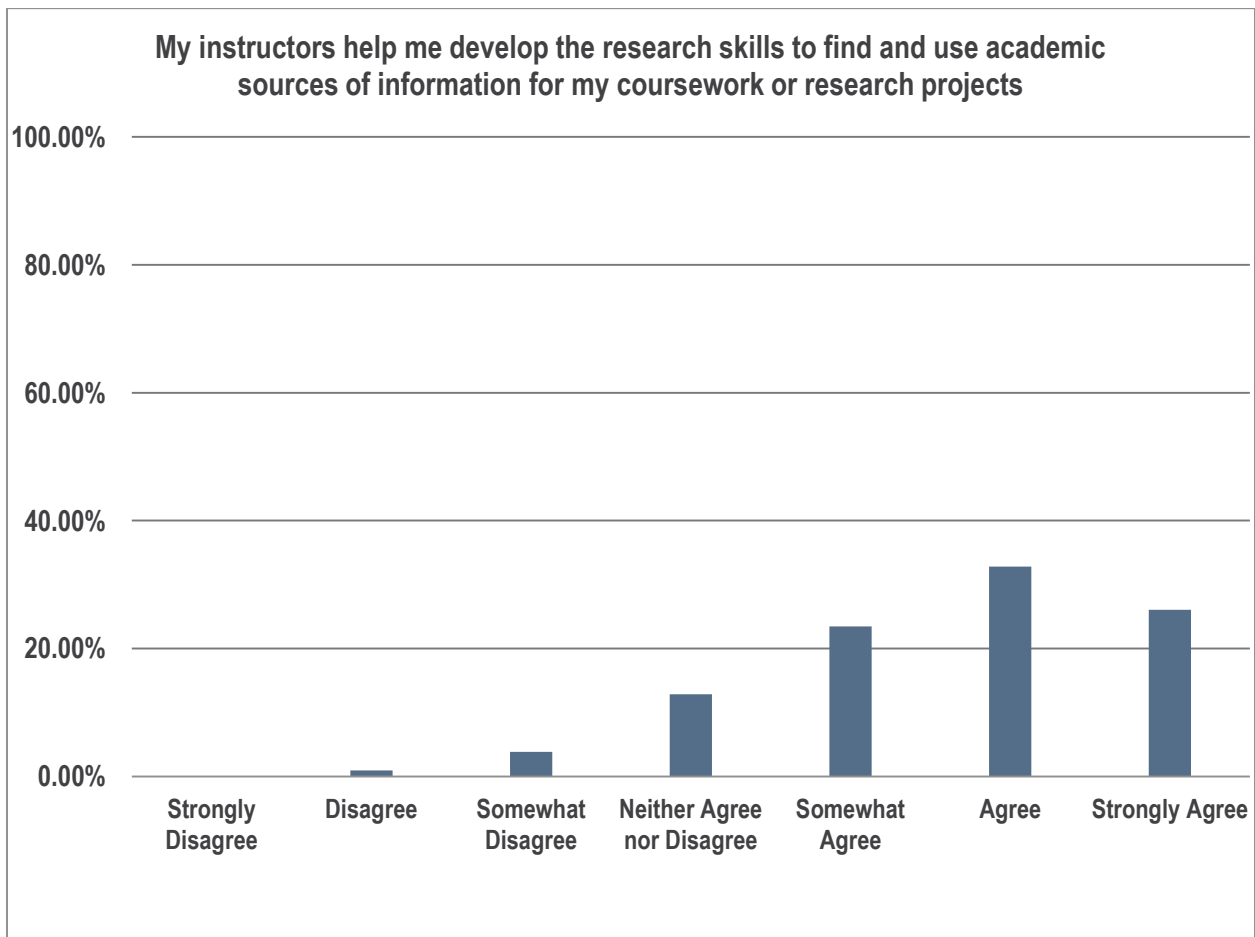
	Response	Percent
Strongly Disagree	7	2.34%
Disagree	7	2.34%
Somewhat Disagree	11	3.68%
Neither Agree nor Disagree	11	3.68%
Somewhat Agree	34	11.37%
Agree	111	37.12%
Strongly Agree	118	39.46%
	299	100.00%



GCA11 [Contingent – R is in coursework phase of degree program]

My instructors help me develop the research skills to find and use academic sources of information for my coursework or research projects

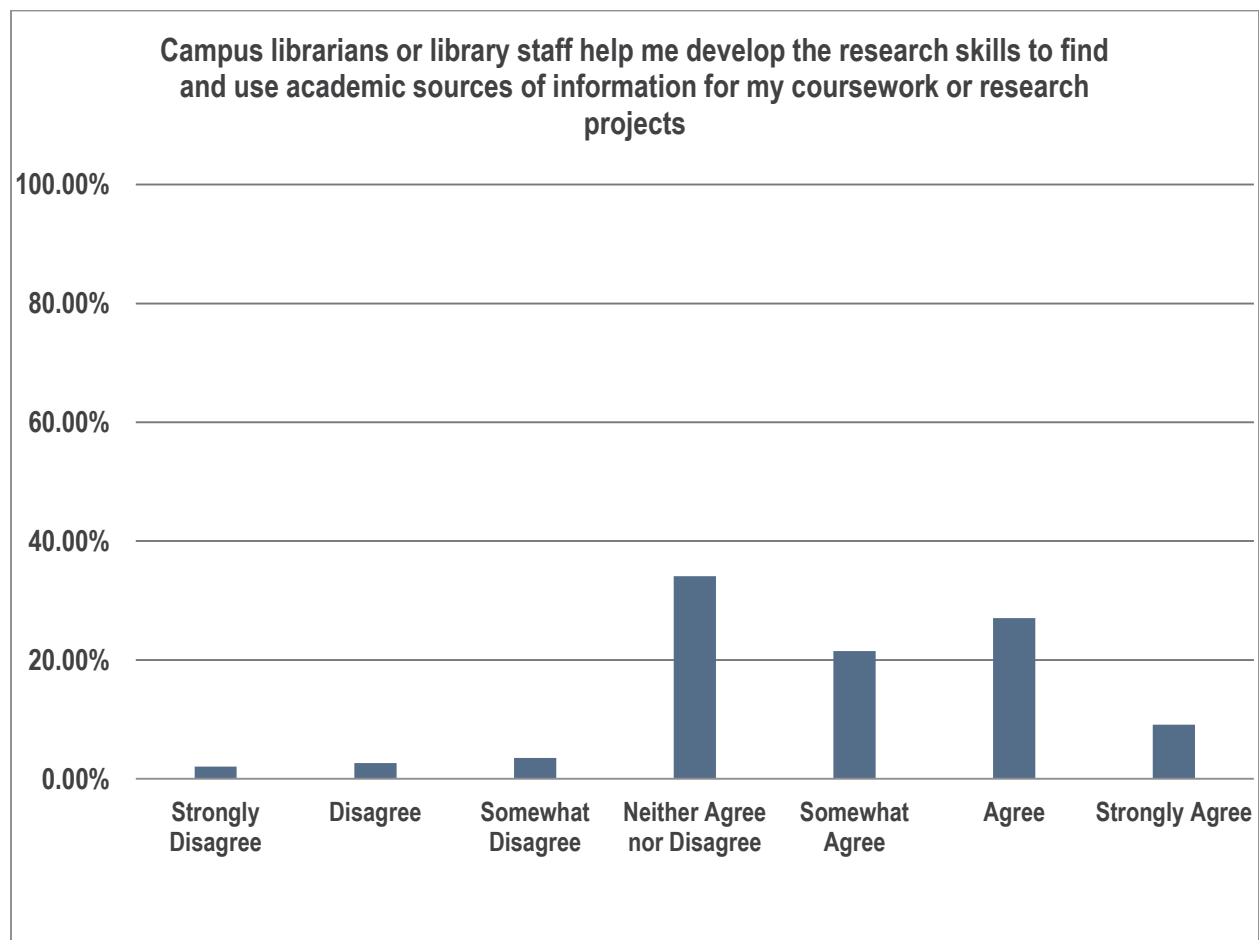
	Response	Percent
Strongly Disagree	0	0.00%
Disagree	3	0.96%
Somewhat Disagree	12	3.86%
Neither Agree nor Disagree	40	12.86%
Somewhat Agree	73	23.47%
Agree	102	32.80%
Strongly Agree	81	26.05%
	311	100.00%



GCA12

Campus librarians or library staff help me develop the research skills to find and use academic sources of information for my coursework or research projects

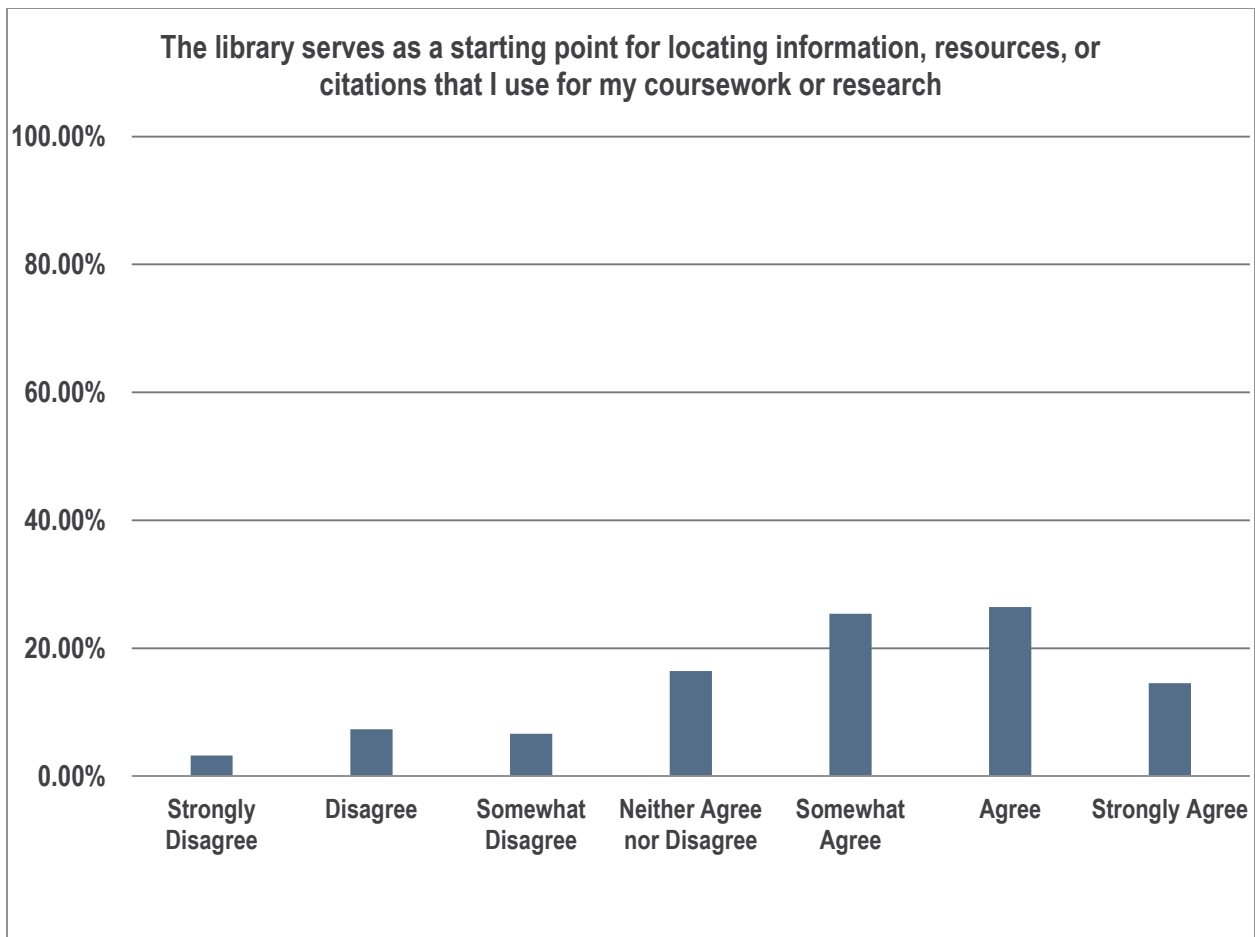
	Response	Percent
Strongly Disagree	14	2.06%
Disagree	18	2.65%
Somewhat Disagree	24	3.53%
Neither Agree nor Disagree	232	34.12%
Somewhat Agree	146	21.47%
Agree	184	27.06%
Strongly Agree	62	9.12%
	680	100.00%



GCA13

The library serves as a starting point for locating information, resources, or citations that I use for my coursework or research projects

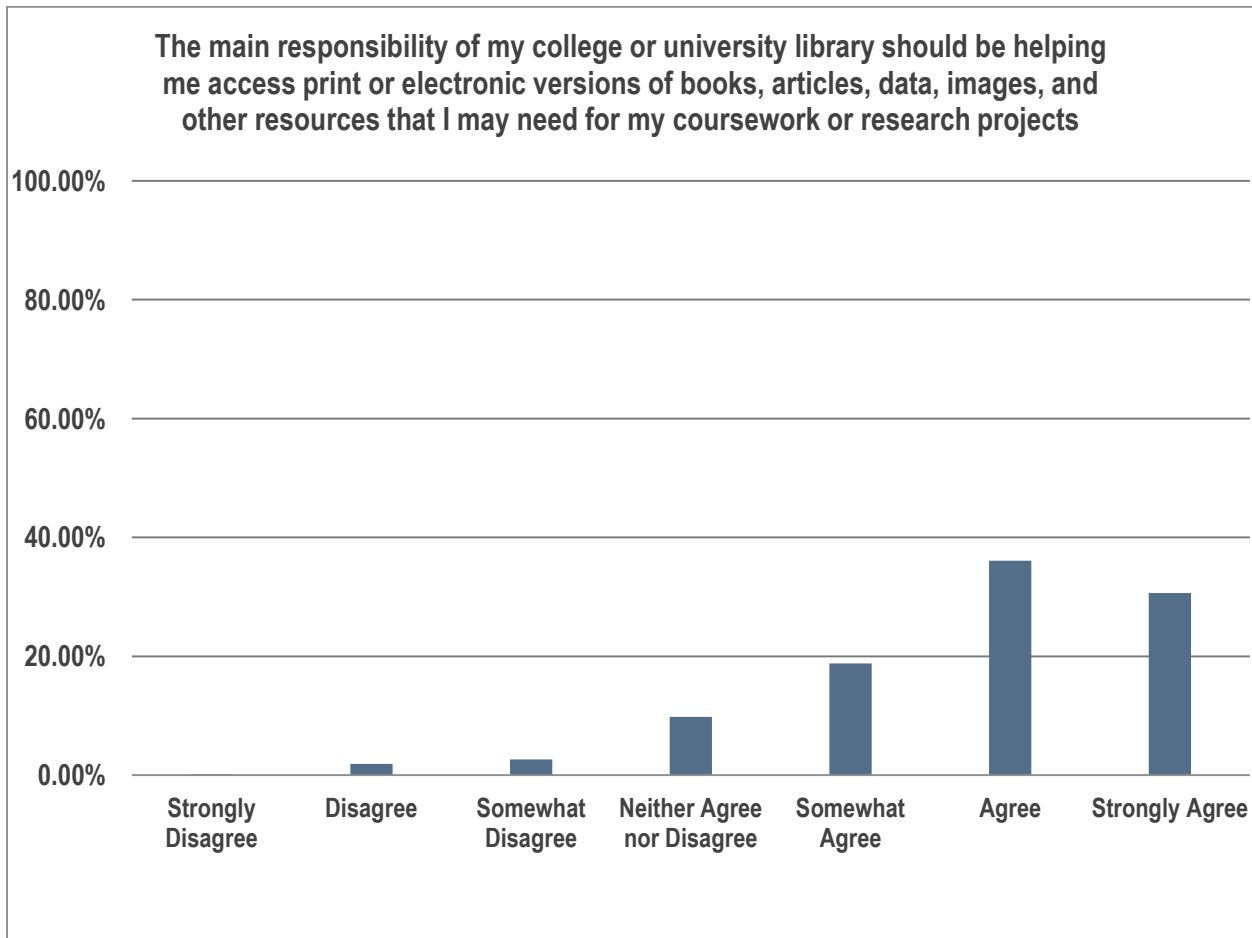
	Response	Percent
Strongly Disagree	22	3.23%
Disagree	50	7.34%
Somewhat Disagree	45	6.61%
Neither Agree nor Disagree	112	16.45%
Somewhat Agree	173	25.40%
Agree	180	26.43%
Strongly Agree	99	14.54%
	681	100.00%



GCA14

The main responsibility of my college or university library should be helping me access print or electronic versions of books, articles, data, images, and other resources that I may need for my coursework or research projects

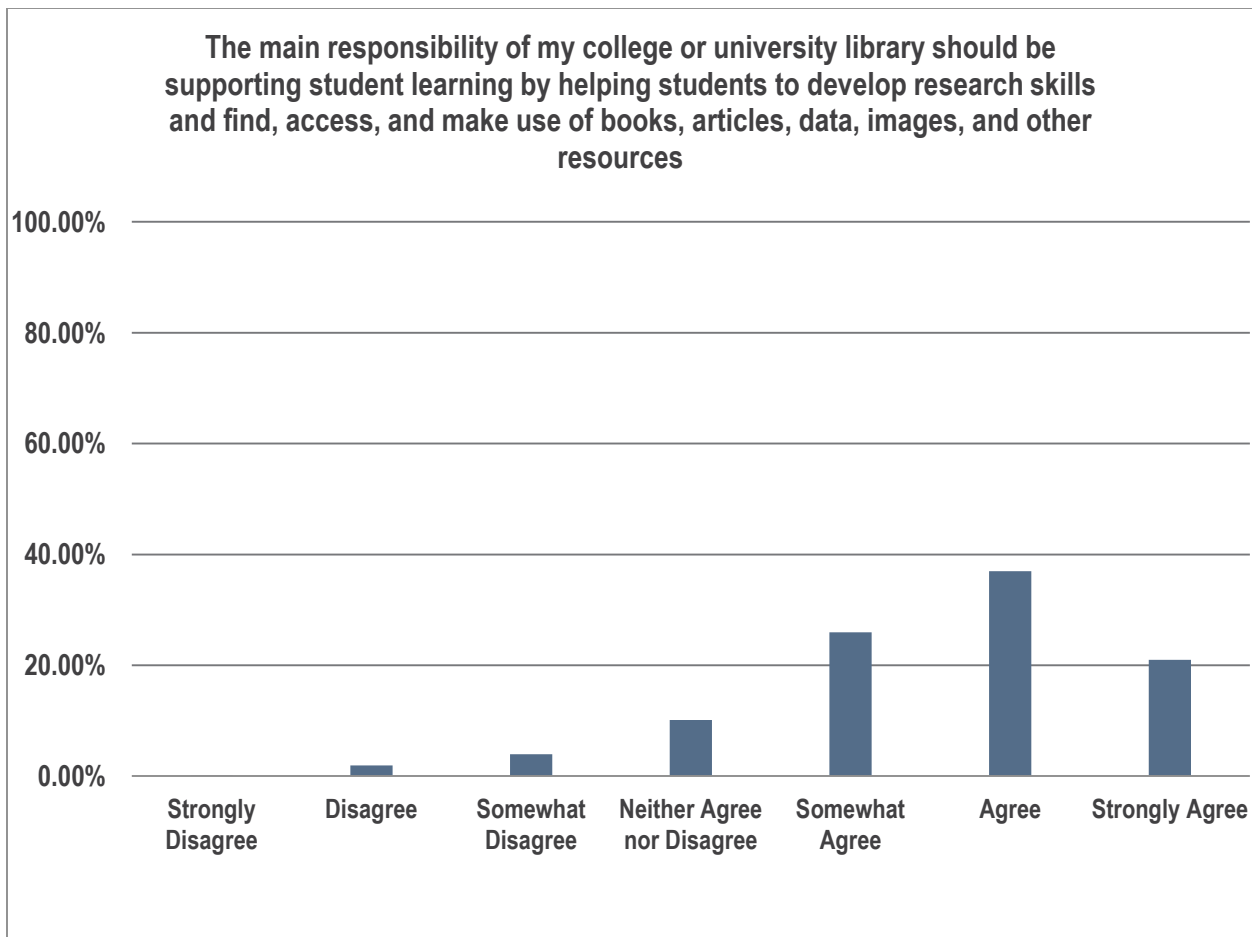
	Response	Percent
Strongly Disagree	1	0.15%
Disagree	13	1.91%
Somewhat Disagree	18	2.64%
Neither Agree nor Disagree	67	9.82%
Somewhat Agree	128	18.77%
Agree	246	36.07%
Strongly Agree	209	30.65%
	682	100.00%



GCA15

The main responsibility of my college or university library should be supporting student learning by helping students to develop research skills and find, access, and make use of books, articles, data, images, and other resources

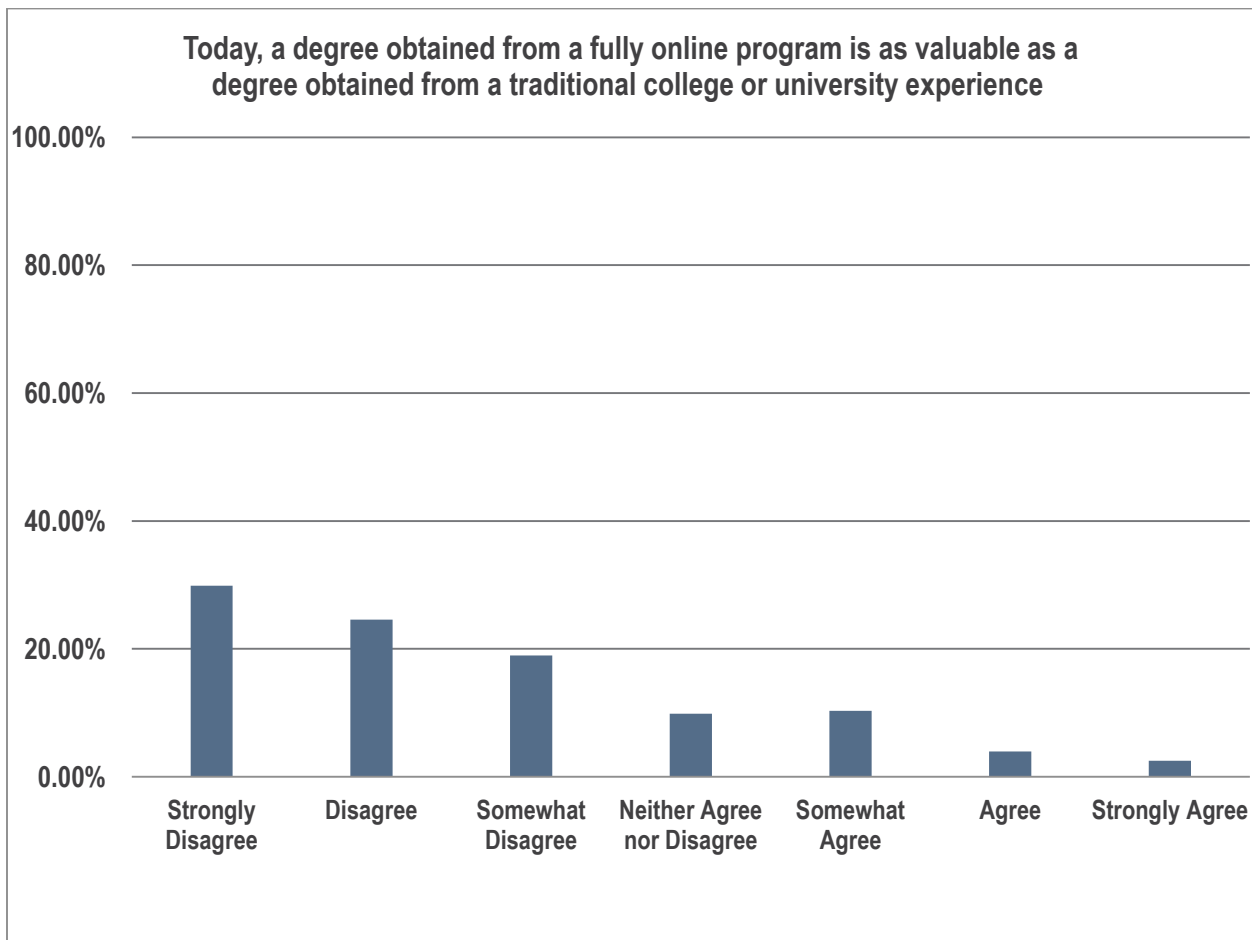
	Response	Percent
Strongly Disagree	1	0.15%
Disagree	13	1.91%
Somewhat Disagree	27	3.96%
Neither Agree nor Disagree	69	10.12%
Somewhat Agree	177	25.95%
Agree	252	36.95%
Strongly Agree	143	20.97%
	682	100.00%



GCA16

Today, a degree obtained from a fully online program is as valuable as a degree obtained from a traditional college or university experience

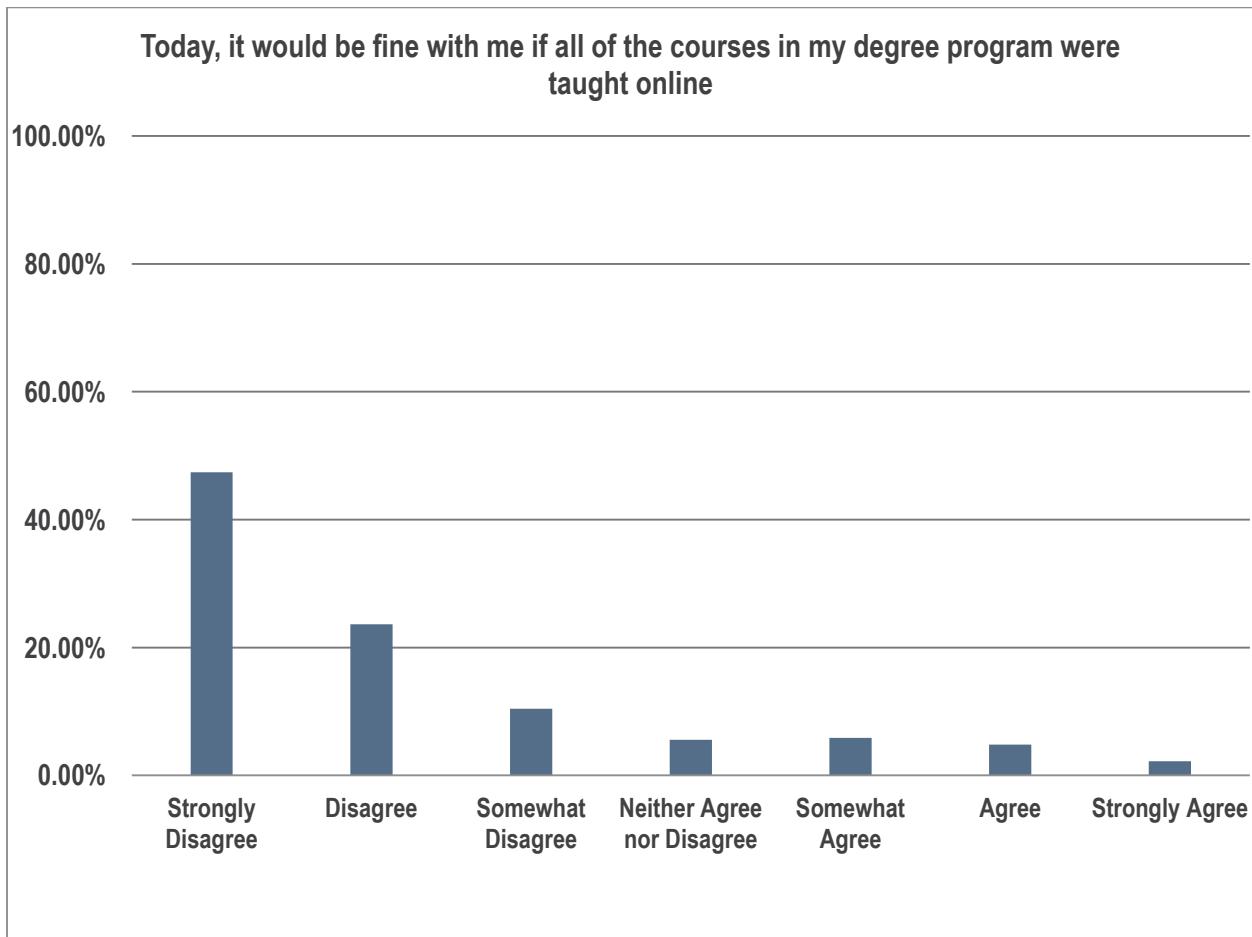
	Response	Percent
Strongly Disagree	203	29.85%
Disagree	167	24.56%
Somewhat Disagree	129	18.97%
Neither Agree nor Disagree	67	9.85%
Somewhat Agree	70	10.29%
Agree	27	3.97%
Strongly Agree	17	2.50%
	680	100.00%



GCA17

Today, it would be fine with me if all of the courses in my degree program were taught online

	Response	Percent
Strongly Disagree	323	47.43%
Disagree	161	23.64%
Somewhat Disagree	71	10.43%
Neither Agree nor Disagree	38	5.58%
Somewhat Agree	40	5.87%
Agree	33	4.85%
Strongly Agree	15	2.20%
	681	100.00%



Graduate: Role of the Library

This module of questions (GROL1-GROL18) is contingent on the respondent pursuing a graduate degree (SL1).

How useful is it to you personally that your campus library provides each of the services listed below?

GROL1

The library stores, organizes, and keeps track of books, articles, data, images, or other resources

GROL2

The library pays for resources that I need for my coursework or research projects, from academic journals to books to electronic databases

GROL3 [Contingent – R is in coursework phase of degree program]

The library supports and facilitates my learning or studying activities

GROL4

The library helps students develop research skills

How useful is it to you personally that your campus librarians or library staff provide each of the services listed below?

GROL5

Librarians or library staff provide assistance or guidance in finding sources for coursework or research projects (such as books, articles, databases, websites, etc.)

GROL6

Librarians or library staff provide assistance or guidance on managing citations of books, articles, data, images, or websites for coursework or research projects (such as for a bibliography, works cited, or index section)

GROL7

Librarians or library staff provide assistance or guidance on using information ethically (such as to avoid plagiarism)

GROL8

Librarians or library staff provide assistance or guidance with managing data or datasets

GROL9

Librarians or library staff provide help for learning about technological, digital, or online tools for coursework or research projects

GROL10

Librarians or library staff provide support in learning and using online search engines or databases

GROL11

Are you currently or have you ever been employed in a campus library at this college or university?

GROL12

How often do you go inside a library building on campus at this college or university? If you are currently employed in a campus library, please do not include work-related times when answering this question.

GROL13

How often do you interact with librarians or library staff members at this college or university (either in person or via email or an online chat platform)? If you are currently employed in a campus library, please do not include work-related interactions when answering this question.

GROL14 [**Contingent on GROL13**]

And, what was the main reason for your most recent interaction with a librarian or library staff member at this college or university? If you are currently employed in a campus library, please think about your most recent non-work related interaction when answering this question.

GROL15

How often do you access information or resources for your coursework or research projects online from an off-campus location (such as through a proxy server, VPN, or by logging in through your college or university account)?

GROL16

Have you ever attended a session, class, or section on how to find information for your coursework or research projects using your campus library's resources?

GROL17 [Contingent on GROL16]

Have you attended a library information session, class, or section that was (please select “yes” for all that apply):

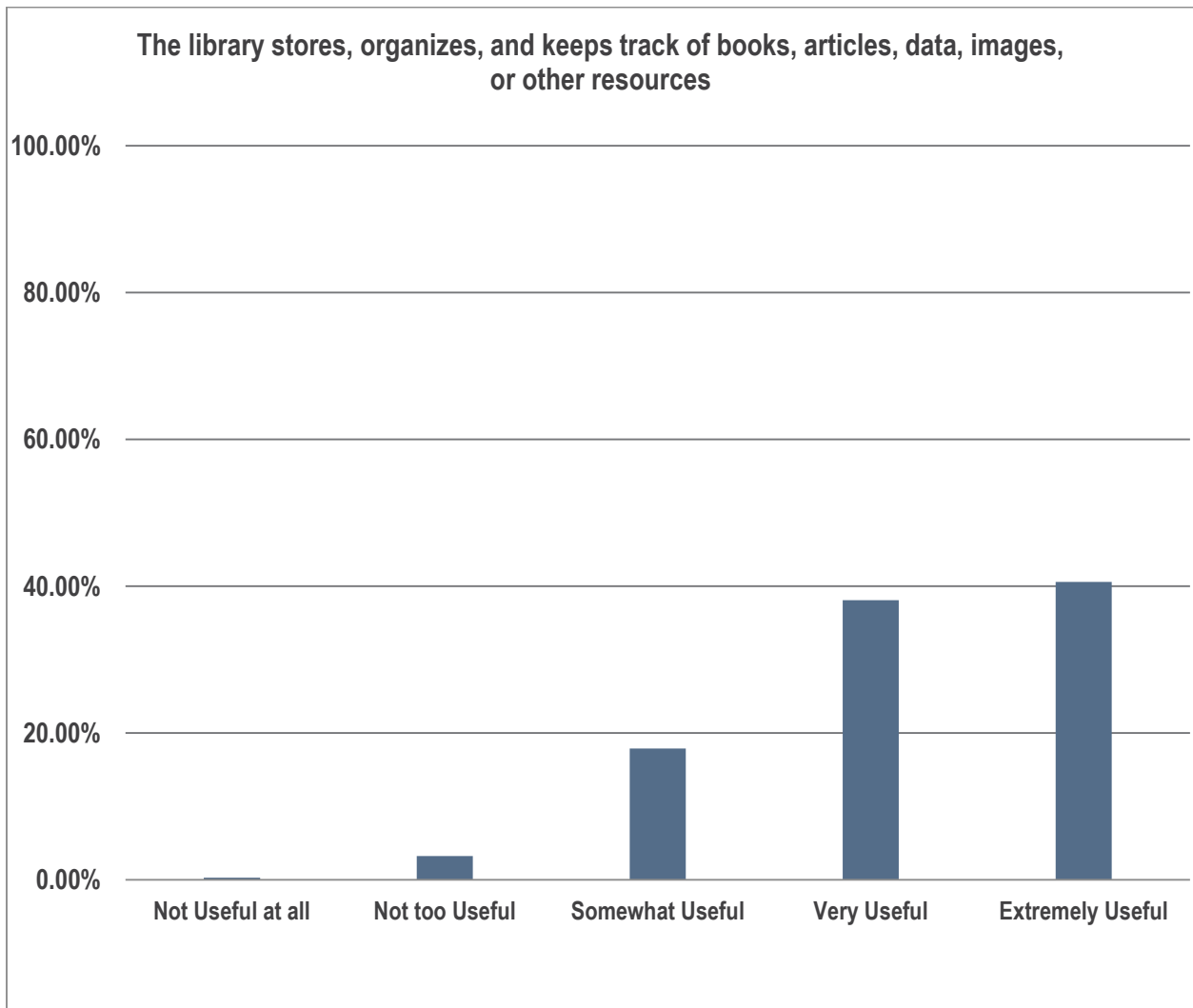
GROL18 [Contingent on GROL12]

In general, about how long do you usually stay when you go in a library building on campus at this college or university? If you are currently employed in a campus library, please do not include work hours when answering this question

GROL1

The library stores, organizes, and keeps track of books, articles, data, images, or other resources

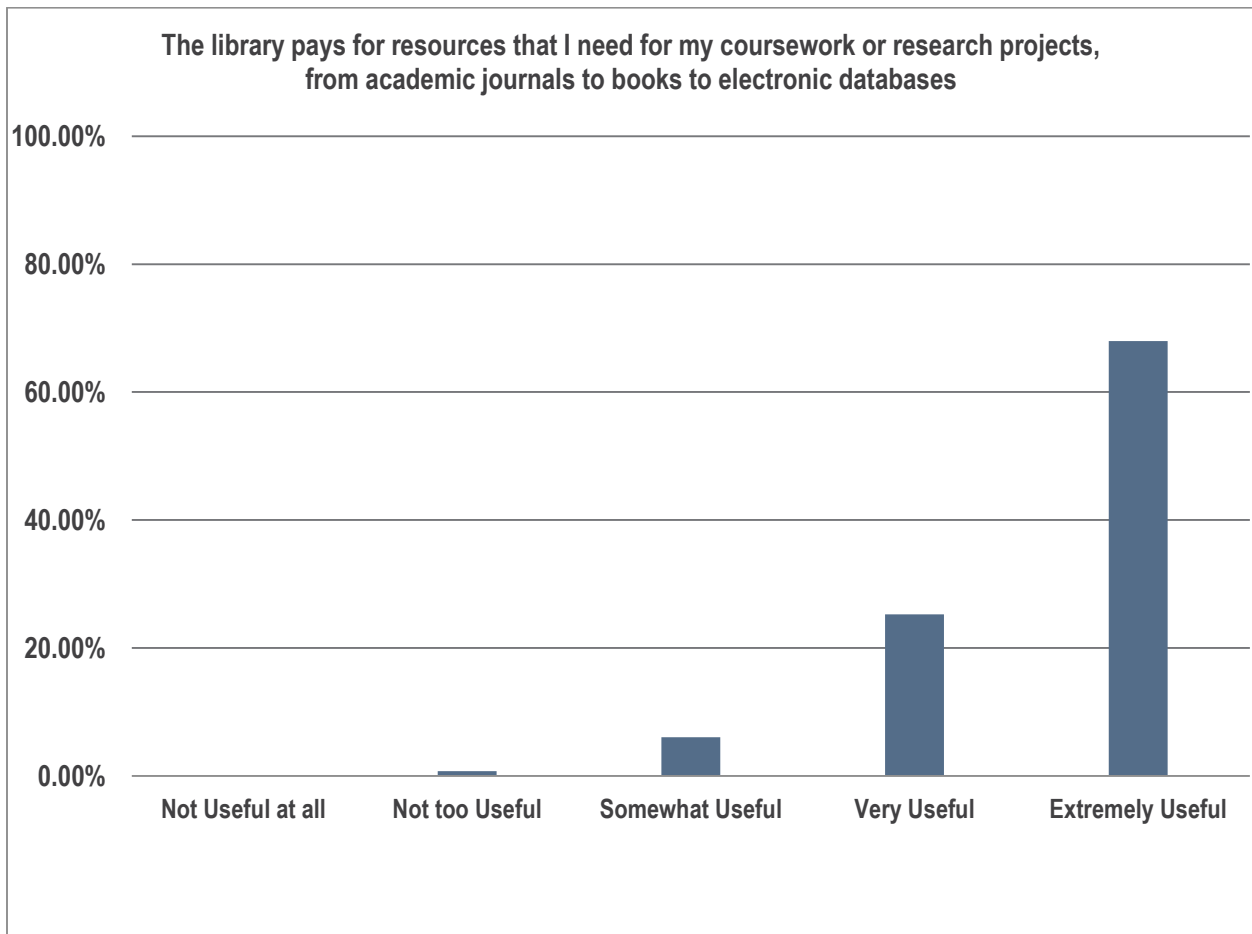
	Response	Percent
Not Useful at all	2	0.29%
Not too Useful	22	3.22%
Somewhat Useful	122	17.86%
Very Useful	260	38.07%
Extremely Useful	277	40.56%
	683	100.00%



GROL2

The library pays for resources that I need for my coursework or research projects, from academic journals to books to electronic databases

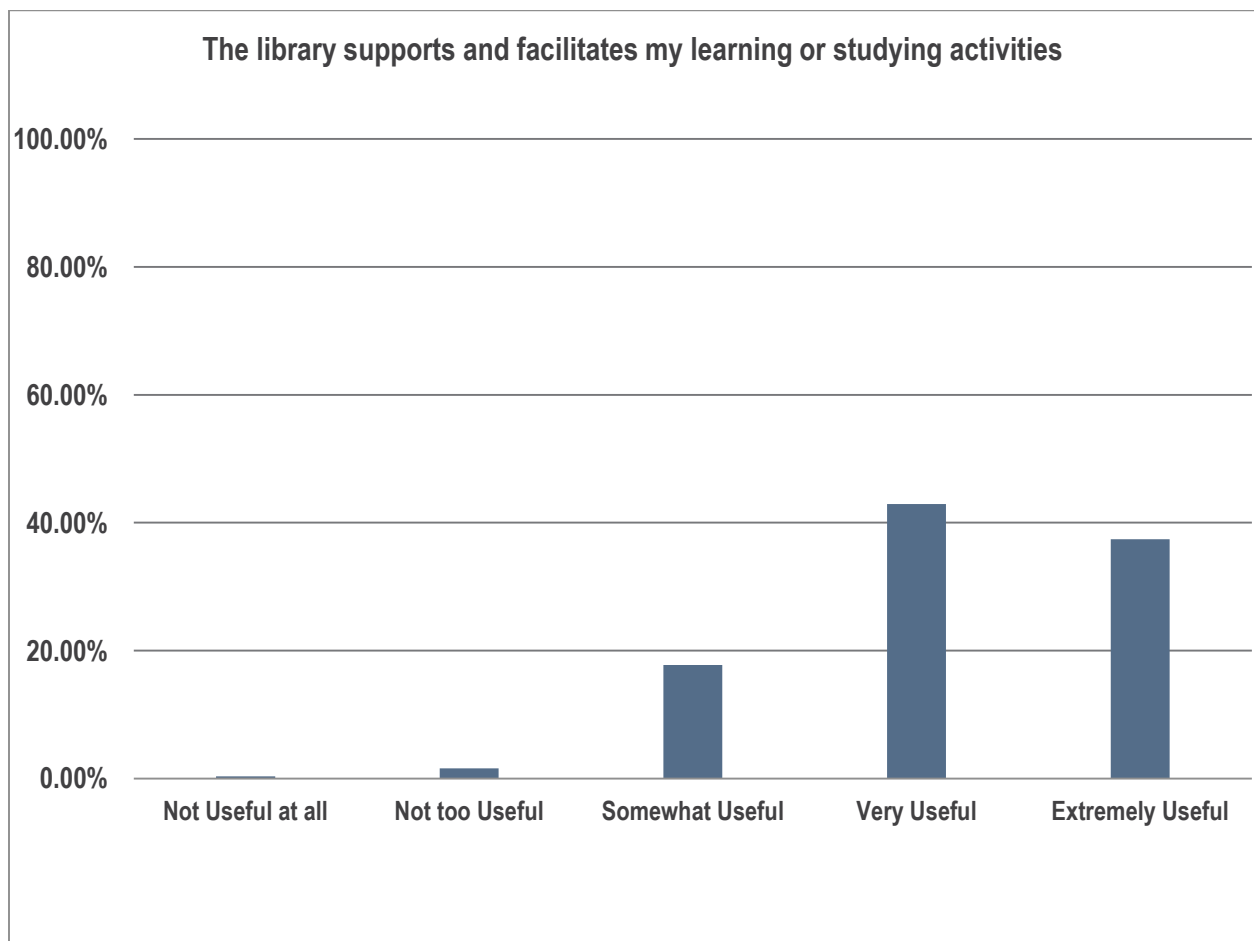
	Response	Percent
Not Useful at all	0	0.00%
Not too Useful	5	0.73%
Somewhat Useful	41	6.02%
Very Useful	172	25.26%
Extremely Useful	463	67.99%
	681	100.00%



GROL3 [Contingent – R is in coursework phase of degree program]

The library supports and facilitates my learning or studying activities

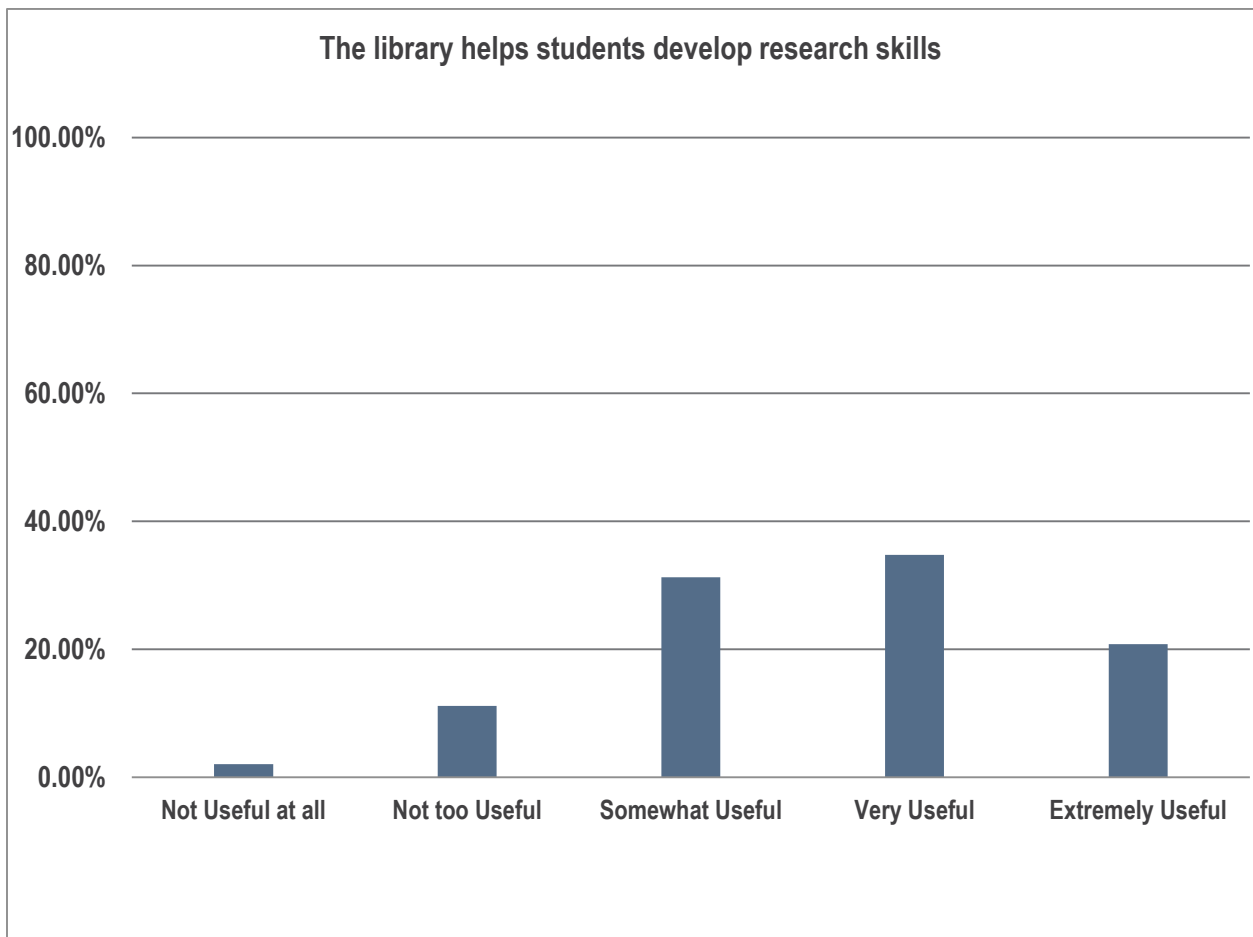
	Response	Percent
Not Useful at all	1	0.32%
Not too Useful	5	1.61%
Somewhat Useful	55	17.74%
Very Useful	133	42.90%
Extremely Useful	116	37.42%
	310	100.00%



GROL4

The library helps students develop research skills

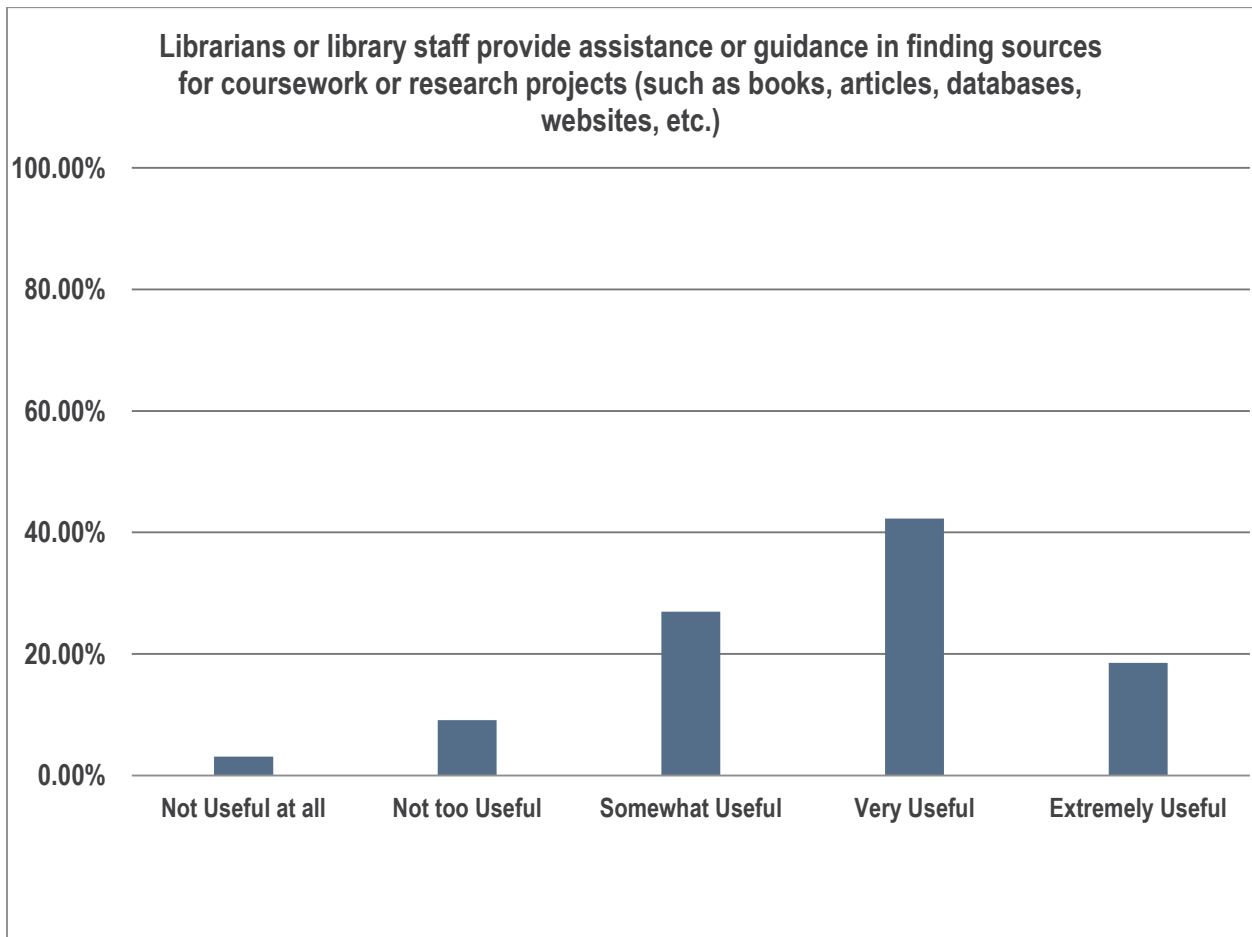
	Response	Percent
Not Useful at all	14	2.05%
Not too Useful	76	11.14%
Somewhat Useful	213	31.23%
Very Useful	237	34.75%
Extremely Useful	142	20.82%
	682	100.00%



GROL5

Librarians or library staff provide assistance or guidance in finding sources for coursework or research projects (such as books, articles, databases, websites, etc.)

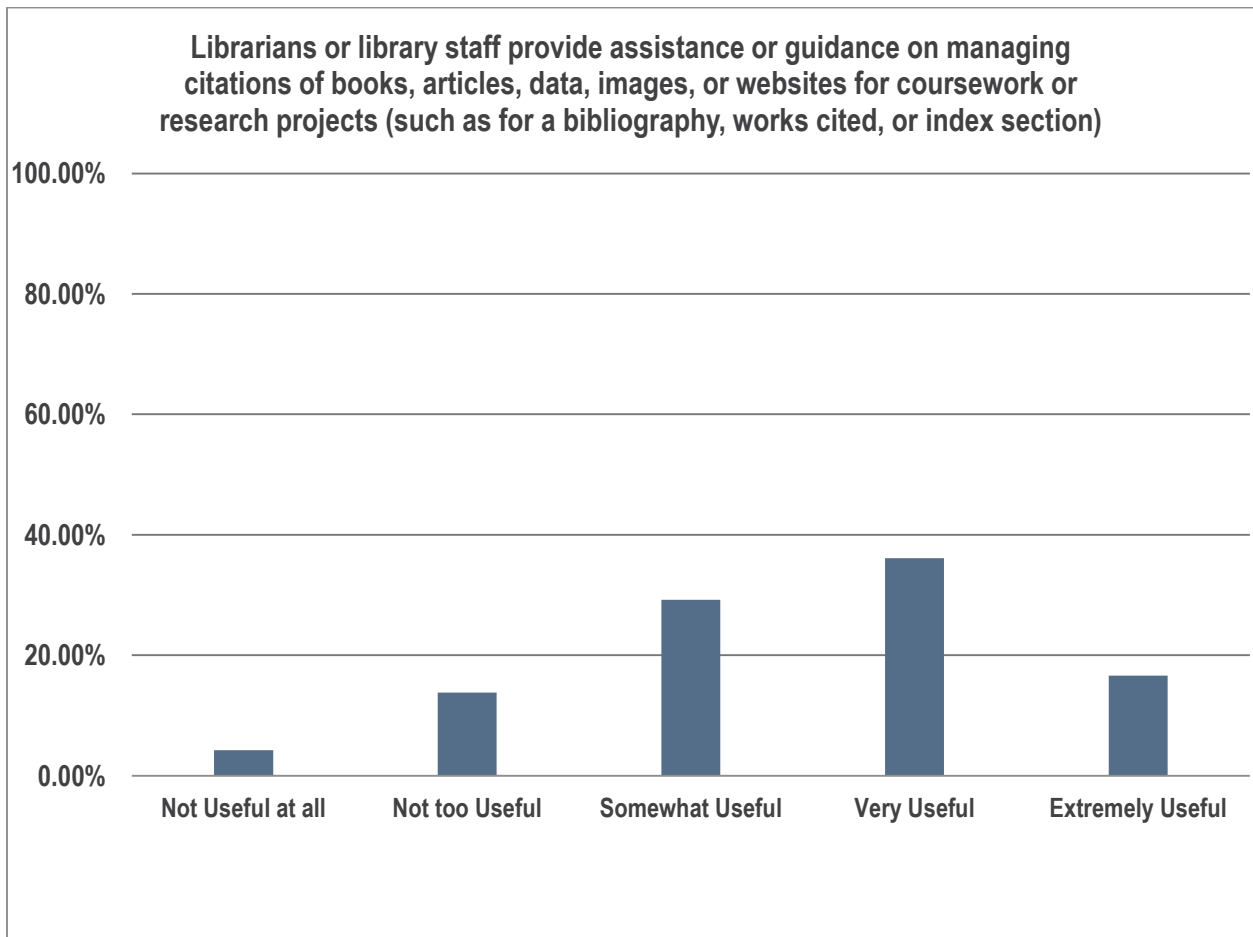
	Response	Percent
Not Useful at all	21	3.09%
Not too Useful	62	9.13%
Somewhat Useful	183	26.95%
Very Useful	287	42.27%
Extremely Useful	126	18.56%
	679	100.00%



GROL6

Librarians or library staff provide assistance or guidance on managing citations of books, articles, data, images, or websites for coursework or research projects (such as for a bibliography, works cited, or index section)

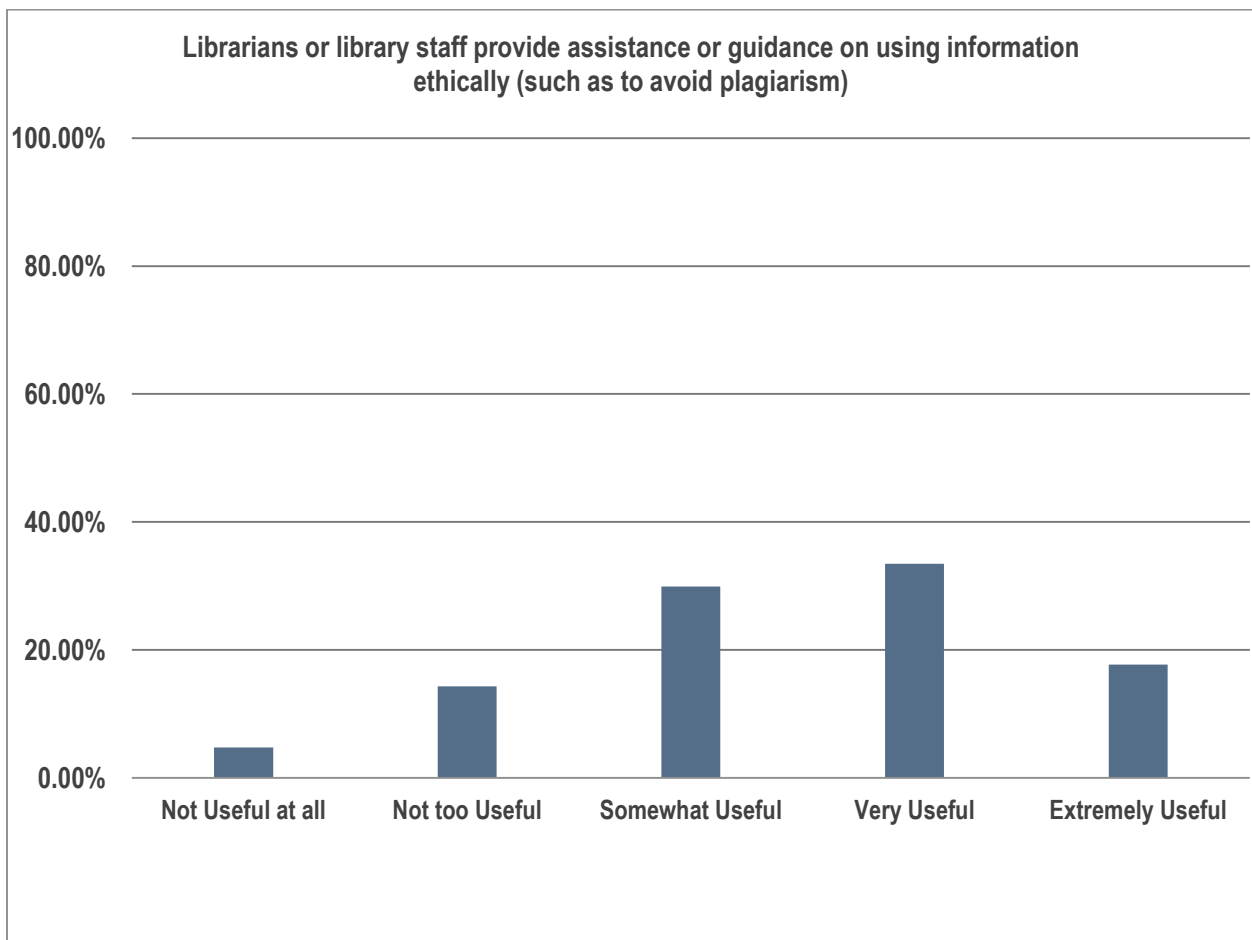
	Response	Percent
Not Useful at all	29	4.26%
Not too Useful	94	13.80%
Somewhat Useful	199	29.22%
Very Useful	246	36.12%
Extremely Useful	113	16.59%
	681	100.00%



GROL7

Librarians or library staff provide assistance or guidance on using information ethically (such as to avoid plagiarism)

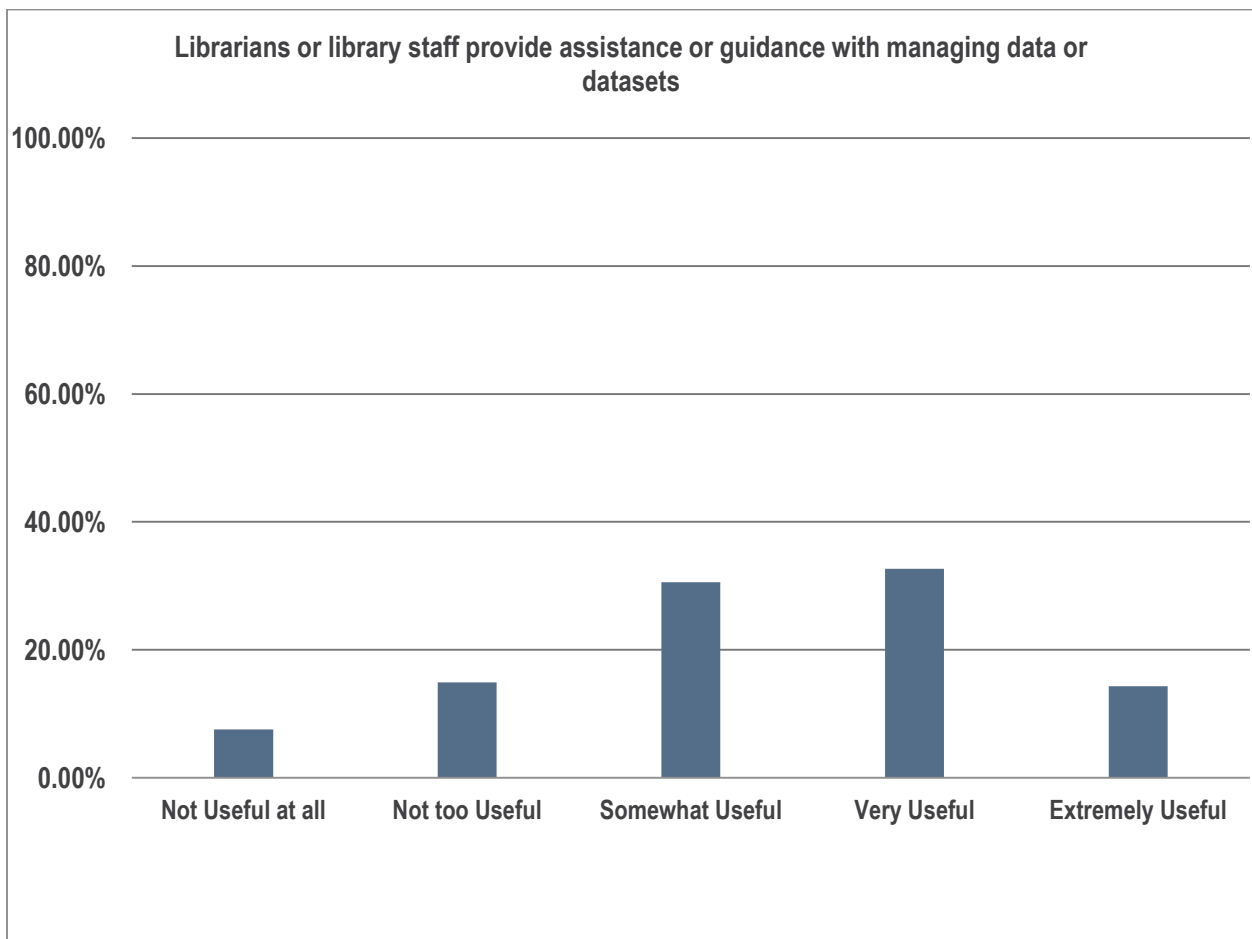
	Response	Percent
Not Useful at all	32	4.71%
Not too Useful	97	14.29%
Somewhat Useful	203	29.90%
Very Useful	227	33.43%
Extremely Useful	120	17.67%
	679	100.00%



GROL8

Librarians or library staff provide assistance or guidance with managing data or datasets

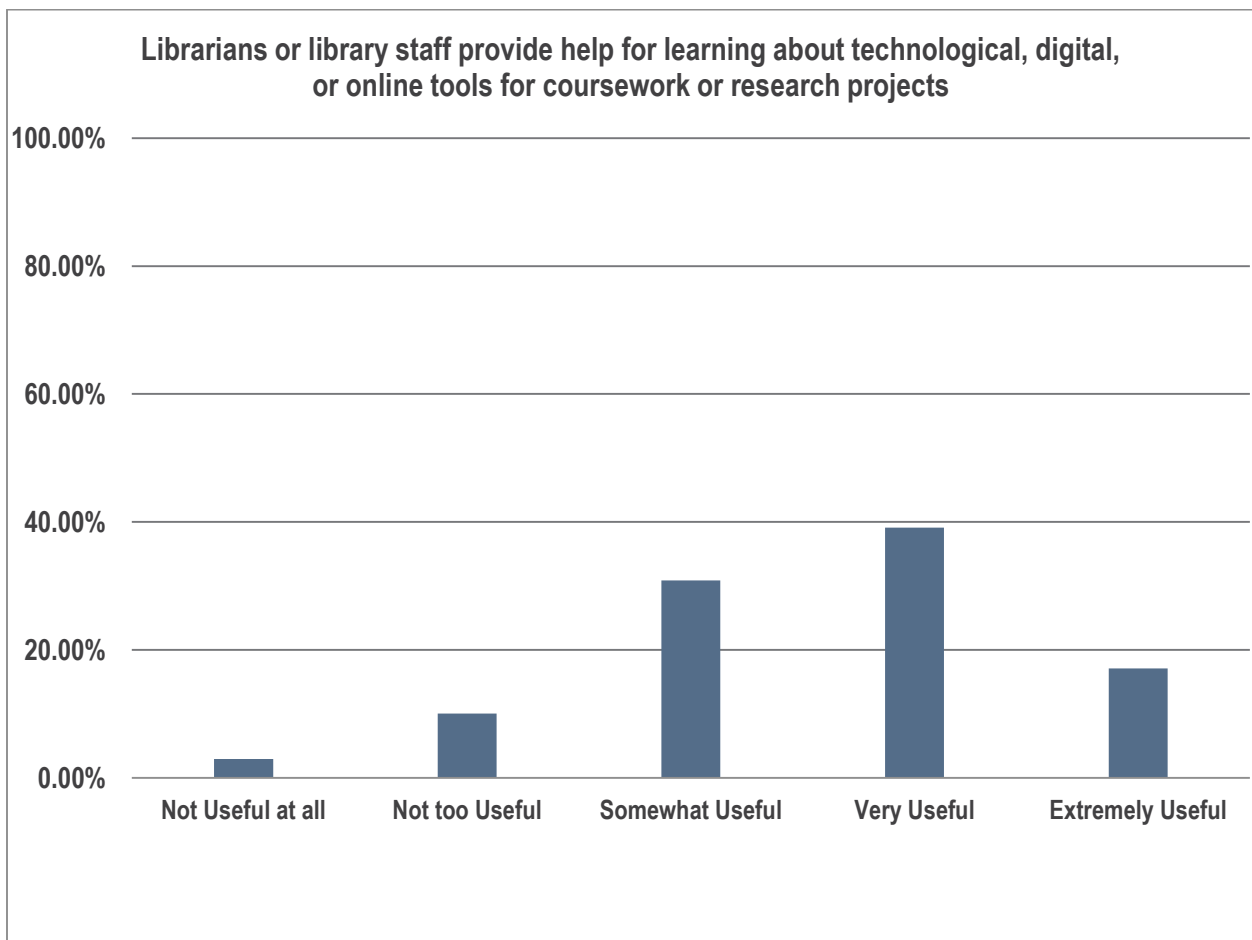
	Response	Percent
Not Useful at all	51	7.53%
Not too Useful	101	14.92%
Somewhat Useful	207	30.58%
Very Useful	221	32.64%
Extremely Useful	97	14.33%
	677	100.00%



GROL9

Librarians or library staff provide help for learning about technological, digital, or online tools for coursework or research projects

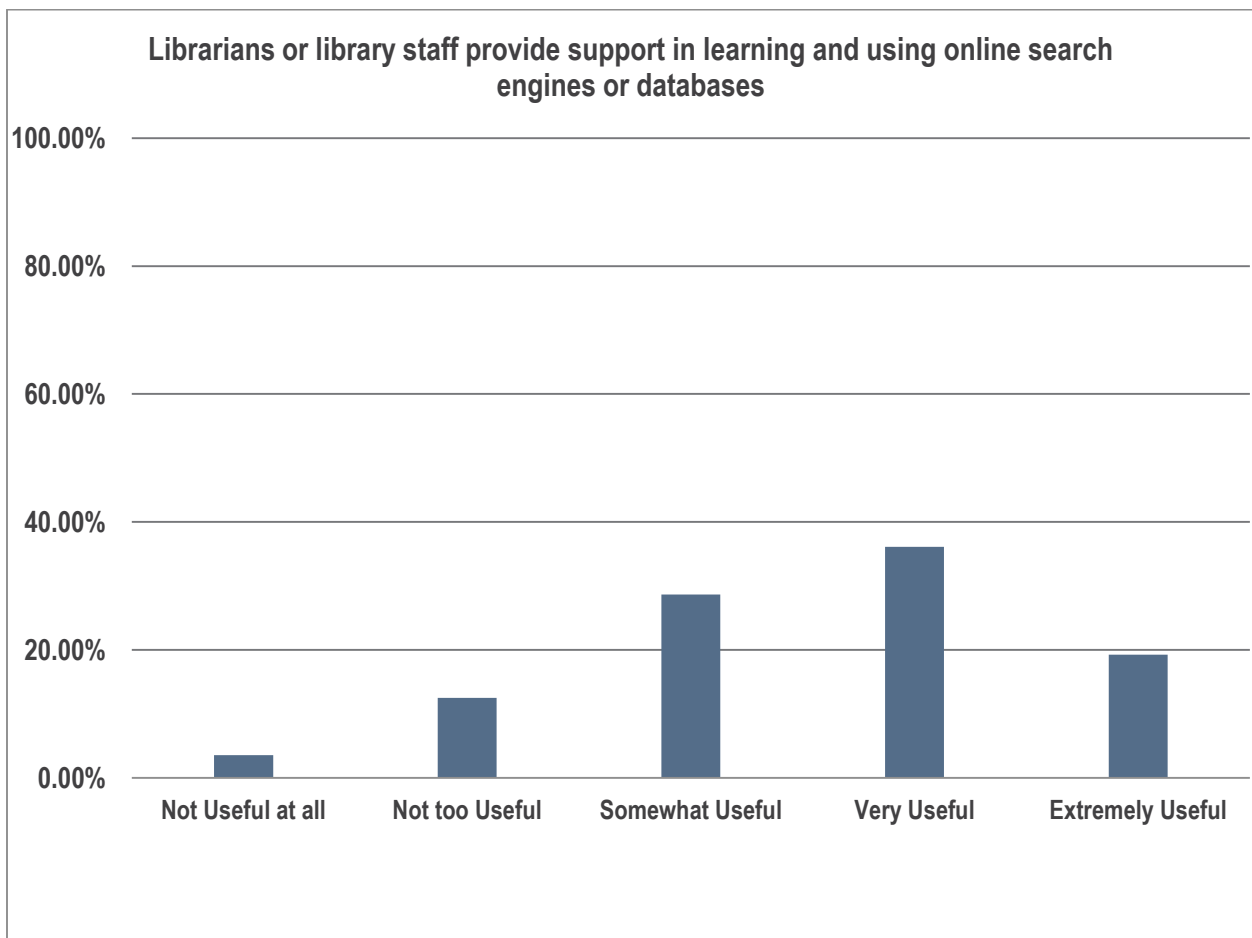
	Response	Percent
Not Useful at all	20	2.95%
Not too Useful	68	10.03%
Somewhat Useful	209	30.83%
Very Useful	265	39.09%
Extremely Useful	116	17.11%
	678	100.00%



GROL10

Librarians or library staff provide support in learning and using online search engines or databases

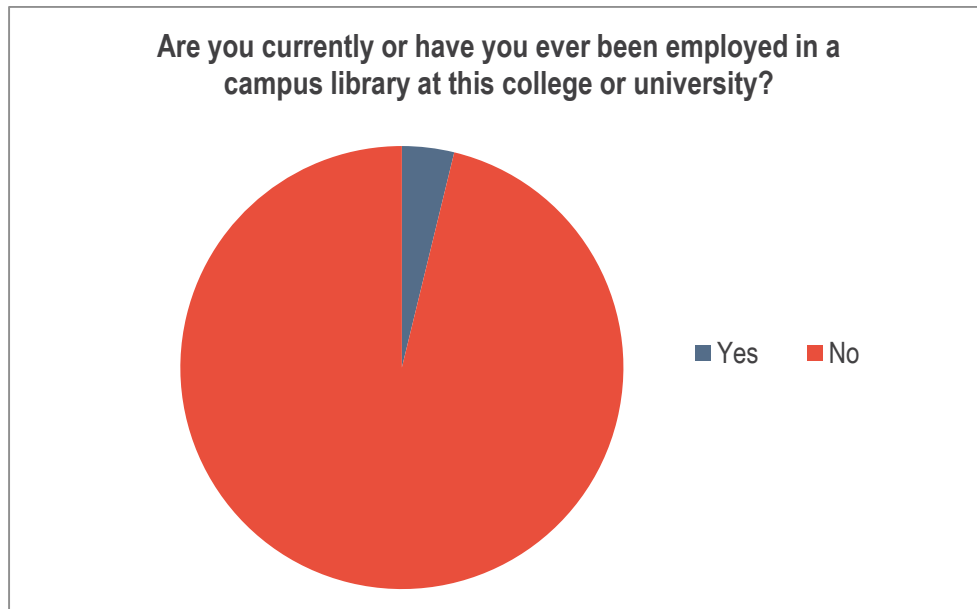
	Response	Percent
Not Useful at all	24	3.52%
Not too Useful	85	12.48%
Somewhat Useful	195	28.63%
Very Useful	246	36.12%
Extremely Useful	131	19.24%
	681	100.00%



GROL11

Are you currently or have you ever been employed in a campus library at this college or university?

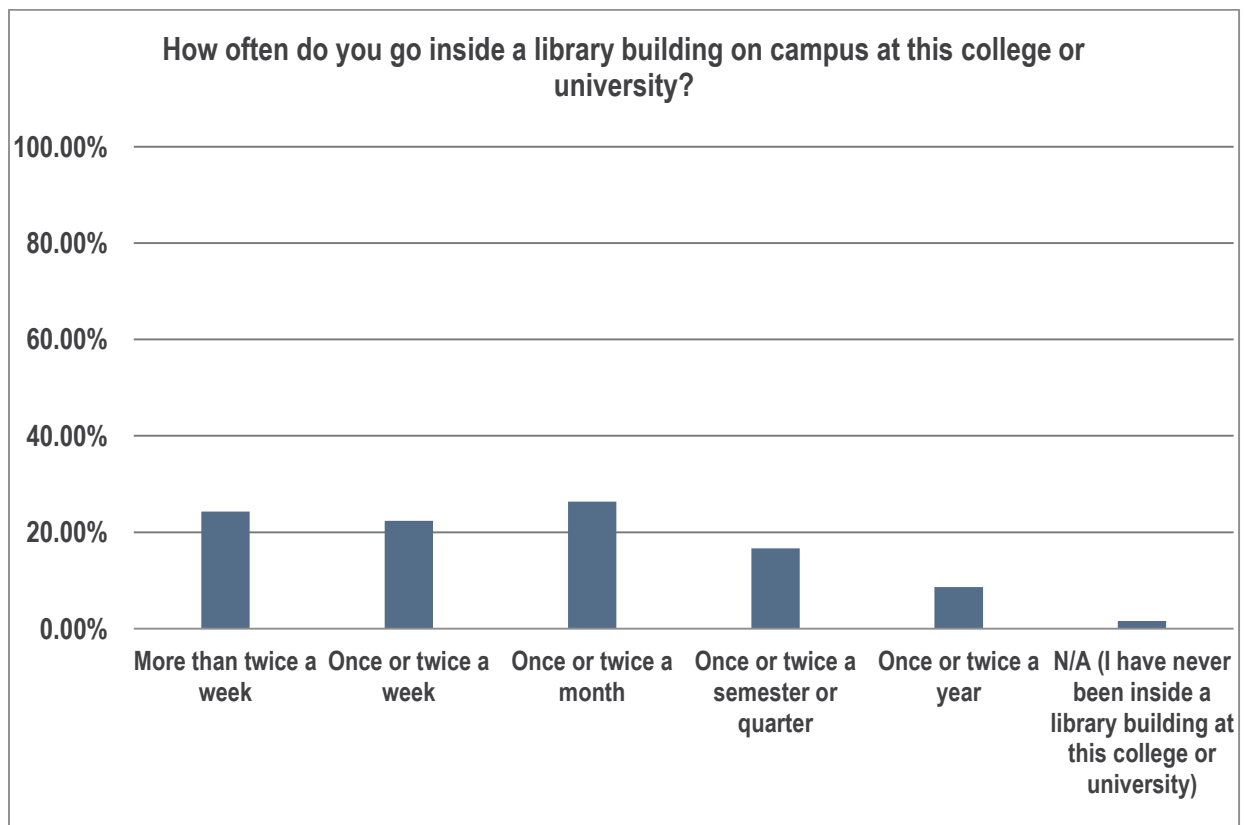
	Response	Percent
Yes	26	3.80%
No	658	96.20%
	684	100.00%



GROL12

How often do you go inside a library building on campus at this college or university? If you are currently employed in a campus library, please do not include work-related times when answering this question.

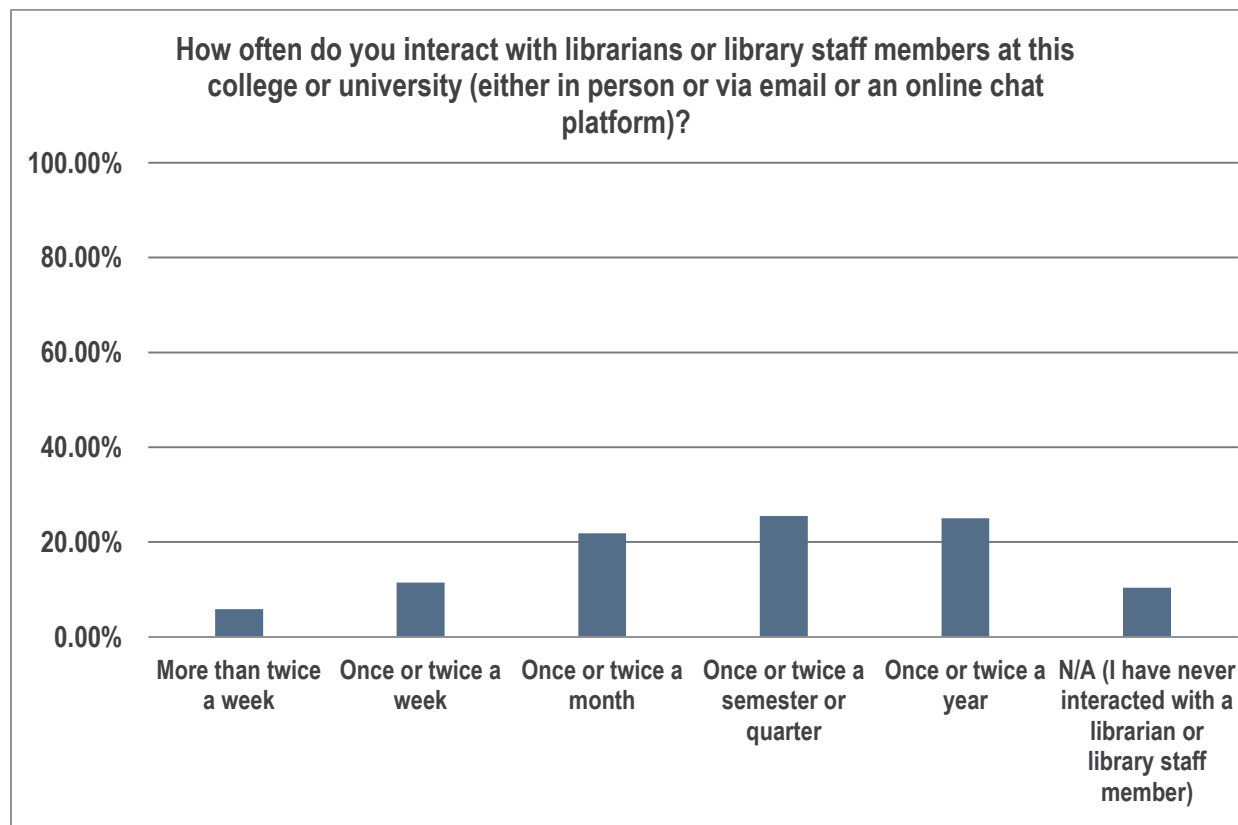
	Response	Percent
More than twice a week	166	24.30%
Once or twice a week	153	22.40%
Once or twice a month	180	26.35%
Once or twice a semester or quarter	114	16.69%
Once or twice a year	59	8.64%
N/A (I have never been inside a library building at this college or university)	11	1.61%
	683	100.00%



GROL13

How often do you interact with librarians or library staff members at this college or university (either in person or via email or an online chat platform)? If you are currently employed in a campus library, please do not include work-related interactions when answering this question.

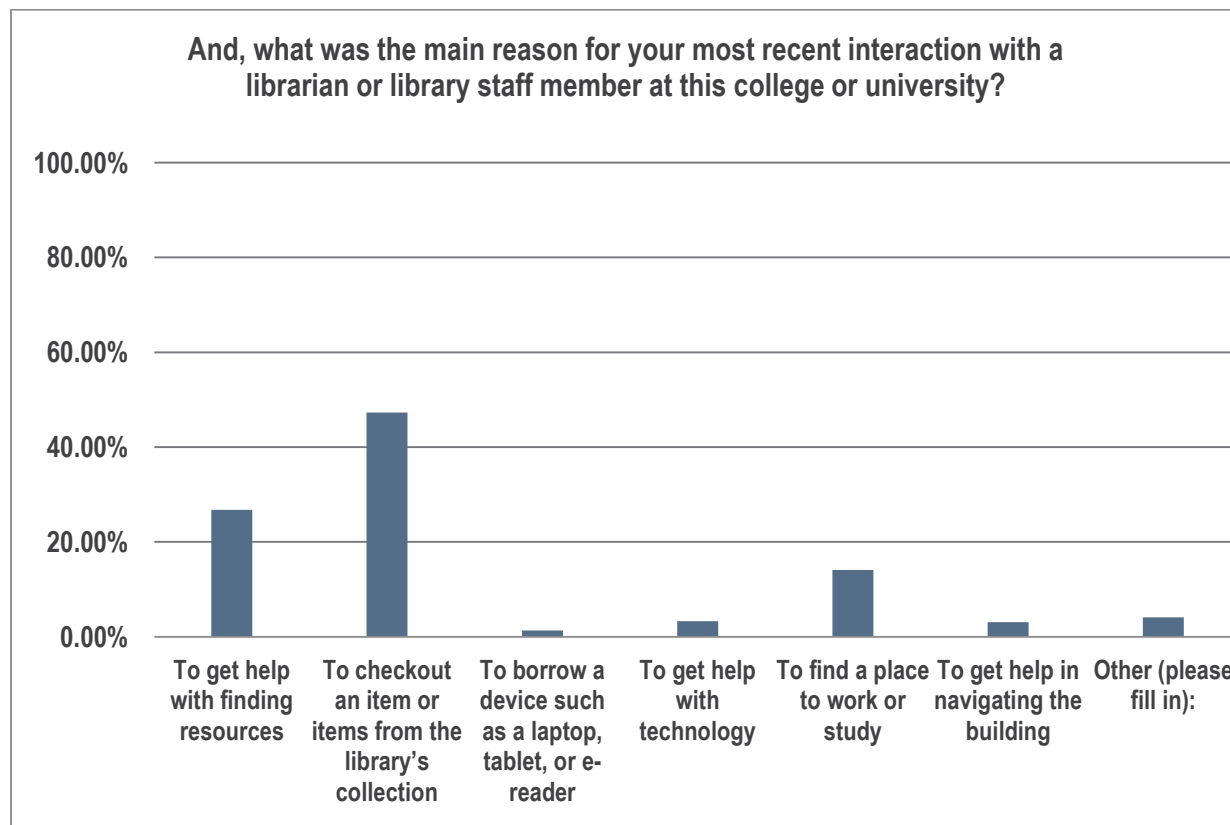
	Response	Percent
More than twice a week	40	5.86%
Once or twice a week	78	11.42%
Once or twice a month	149	21.82%
Once or twice a semester or quarter	174	25.48%
Once or twice a year	171	25.04%
N/A (I have never interacted with a librarian or library staff member)	71	10.40%
	683	100.00%



GROL14 [Contingent on GROL13]

And, what was the main reason for your most recent interaction with a librarian or library staff member at this college or university? If you are currently employed in a campus library, please think about your most recent non-work related interaction when answering this question.

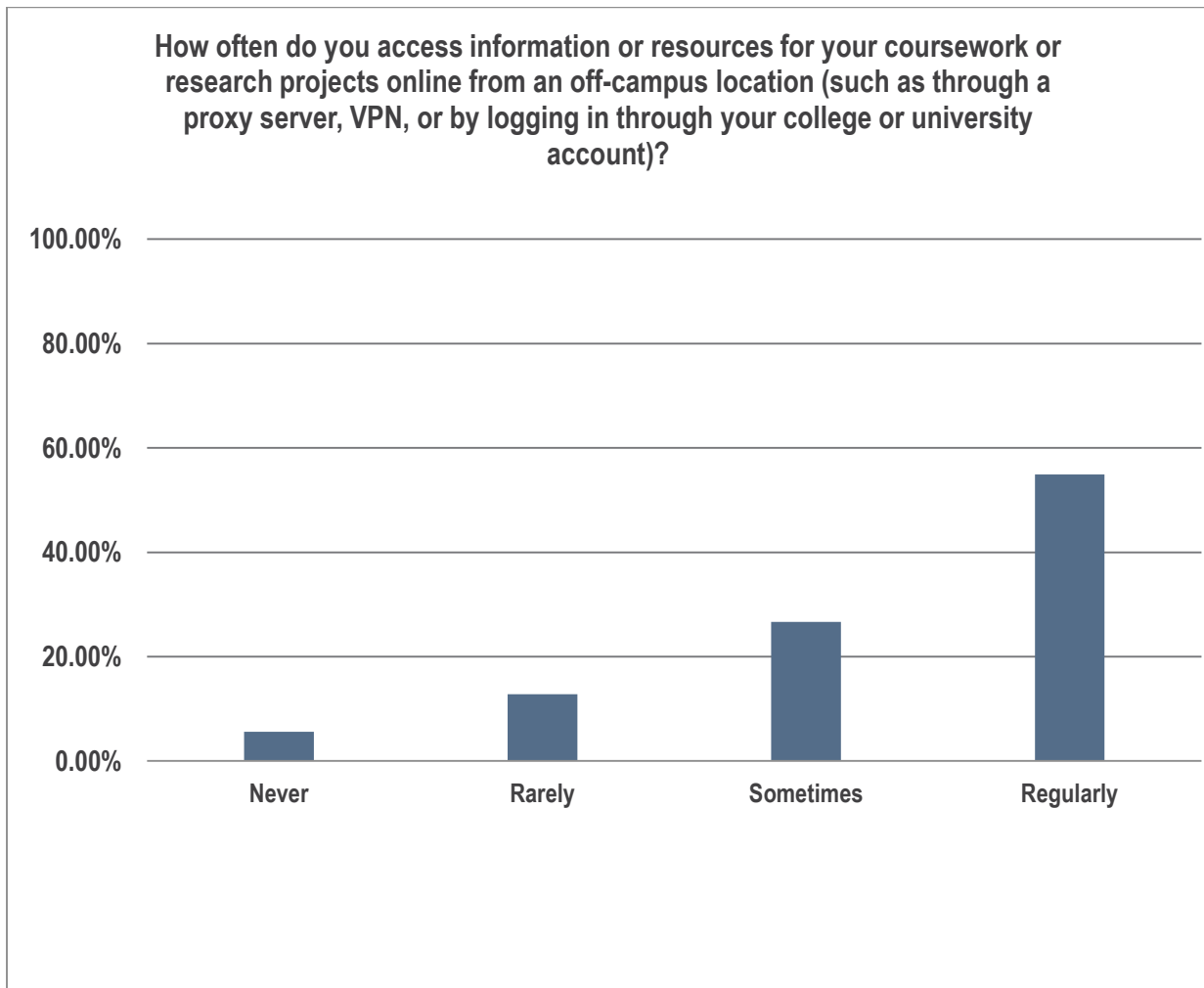
	Response	Percent
To get help with finding resources	163	26.77%
To checkout an item or items from the library's collection	288	47.29%
To borrow a device such as a laptop, tablet, or e-reader	8	1.31%
To get help with technology	20	3.28%
To find a place to work or study	86	14.12%
To get help in navigating the building	19	3.12%
Other (please fill in):	25	4.11%
	609	100.00%



GROL15

How often do you access information or resources for your coursework or research projects online from an off-campus location (such as through a proxy server, VPN, or by logging in through your college or university account)?

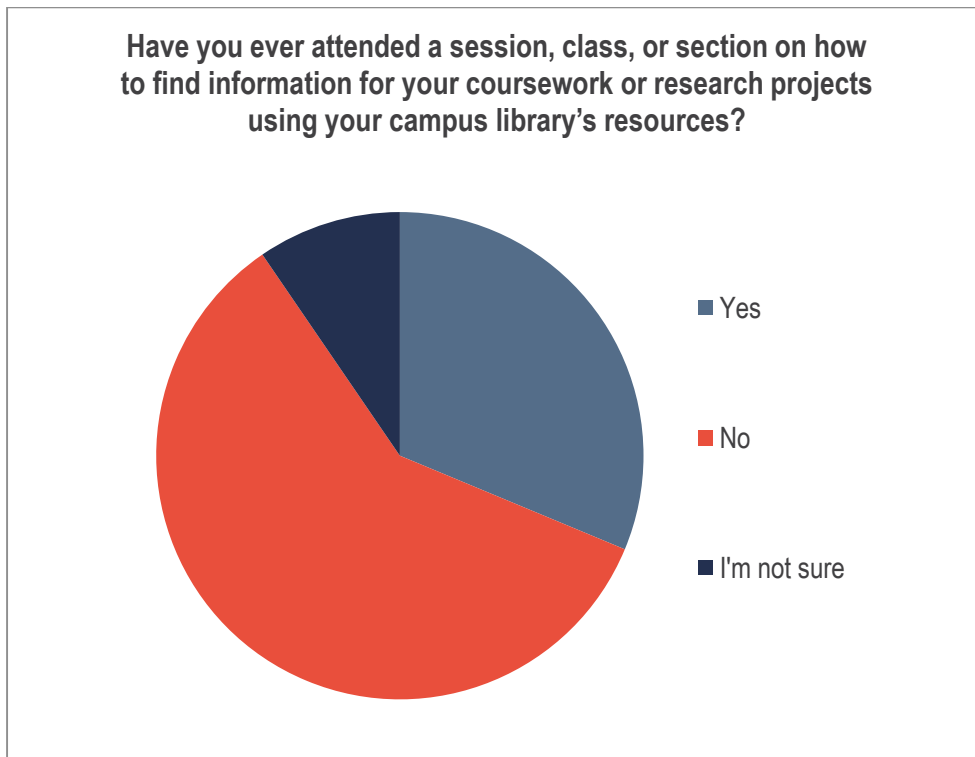
	Response	Percent
Never	38	5.60%
Rarely	87	12.81%
Sometimes	181	26.66%
Regularly	373	54.93%
	679	100.00%



GROL16

Have you ever attended a session, class, or section on how to find information for your coursework or research projects using your campus library's resources?

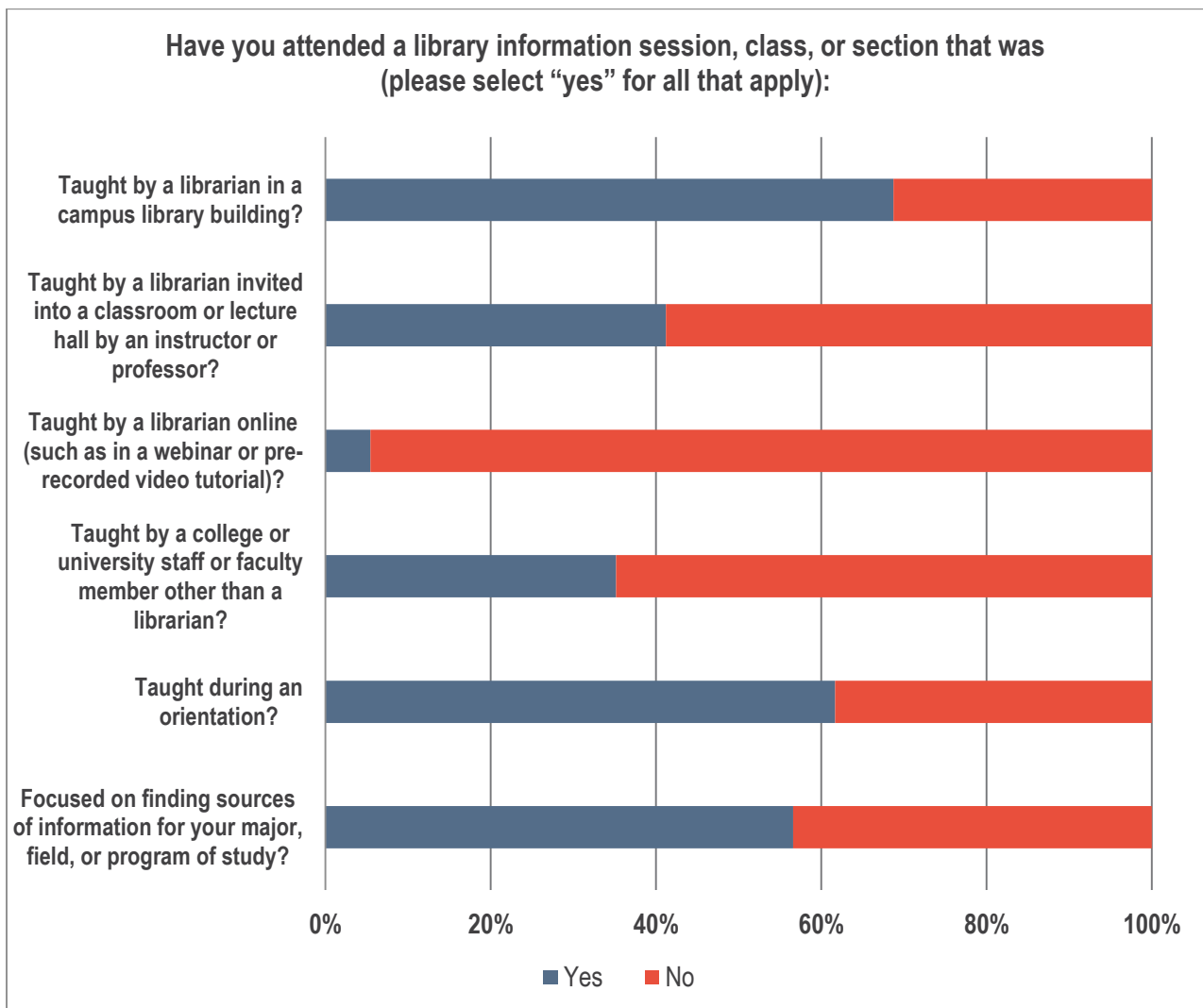
	Response	Percent
Yes	213	31.28%
No	403	59.18%
I'm not sure	65	9.54%
	681	100.00%



GROL17 [Contingent on GROL16]

Have you attended a library information session, class, or section that was (please select “yes” for all that apply):

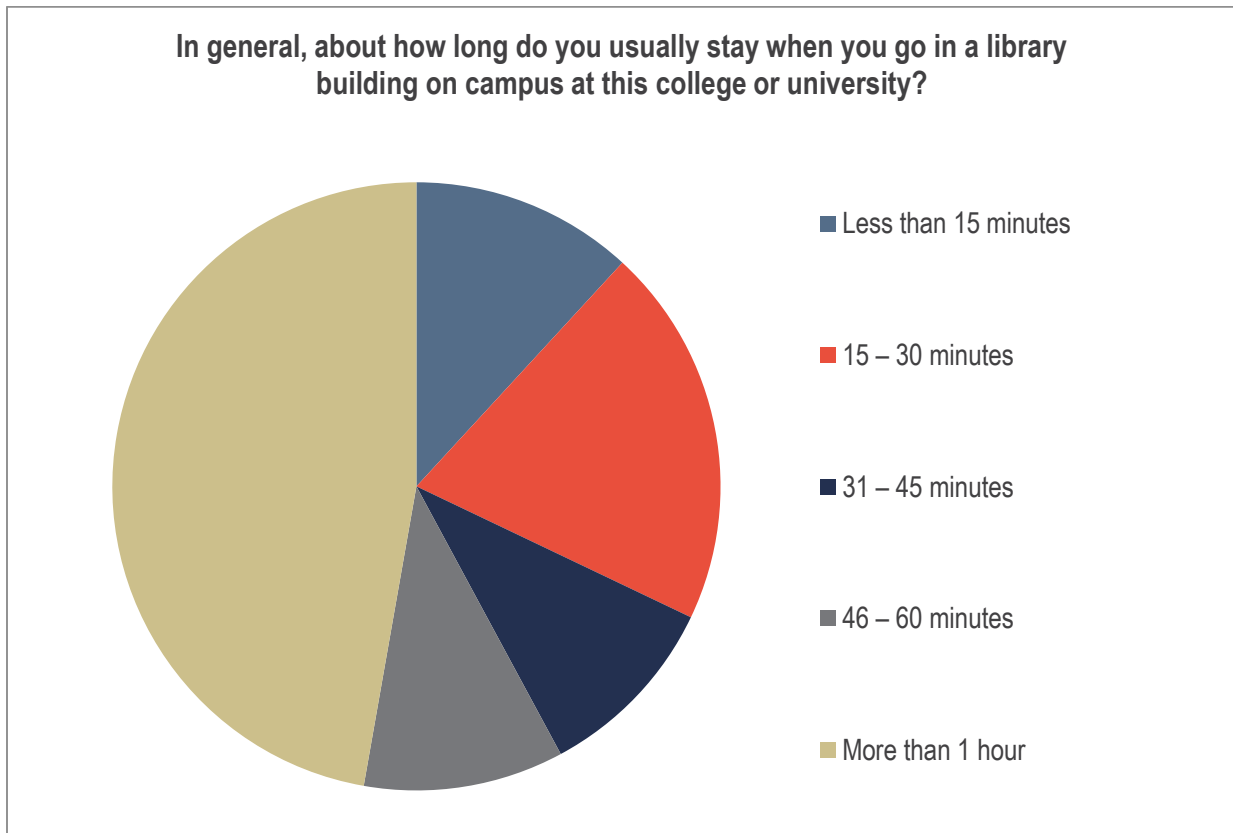
	Yes	No	Response
Taught by a librarian in a campus library building?	68.72%	31.28%	211
Taught by a librarian invited into a classroom or lecture hall by an instructor or professor?	41.18%	58.82%	204
Taught by a librarian online (such as in a webinar or pre-recorded video tutorial)?	5.45%	94.55%	202
Taught by a college or university staff or faculty member other than a librarian?	35.15%	64.85%	202
Taught during an orientation?	61.65%	38.35%	206
Focused on finding sources of information for your major, field, or program of study?	56.59%	43.41%	205



GROL18 [Contingent on GROL12]

In general, about how long do you usually stay when you go in a library building on campus at this college or university? If you are currently employed in a campus library, please do not include work hours when answering this question

	Response	Percent
Less than 15 minutes	79	11.84%
15 – 30 minutes	135	20.24%
31 – 45 minutes	67	10.04%
46 – 60 minutes	71	10.64%
More than 1 hour	315	47.23%
	667	100.00%



Graduate: Demographics

This module of questions (GD1-GD15) is contingent on the respondent pursuing an undergraduate degree (SL1).

For reasons concerning space, responses to GD2 (year graduated with B.A.), GD3 (academic field/major), GD5 (years at university), and GD6 (birth year) are not included in this report. Responses to these items are included in the dataset file of findings.

The following questions ask for you to provide personal information. If there is a question you do not want to answer, you may skip it.

GD1

Have you ever been enrolled in:

GD2

What year did you graduate with your bachelor's degree?

GD3

What is your primary academic field or major? If you are enrolled in a dual degree program, please select the field that you consider to be your primary program of study.

GD4

Do you identify as:

GD5

How many years have you been enrolled as a graduate student at this college or university?

GD6

What year were you born?

GD7

Do you live in a residence hall or other on-campus or residential student housing facility?

GD8 [Multiple selections are possible]

Have you ever (please select all that apply):

GD9

Did one or more of your parents complete a degree from a 4-year college or university?

GD10

Have you ever received a Federal Pell Grant?

GD11 **[Multiple selections are possible]**

Please select all forms of employment that currently apply for you (excluding employment at a campus library):

GD12

Are you of Hispanic, Latino, or Spanish origin?

GD13 **[Multiple selections are possible]**

Please select the population group or groups that you most closely identify with from the list below:

GD14

Are you an international student?

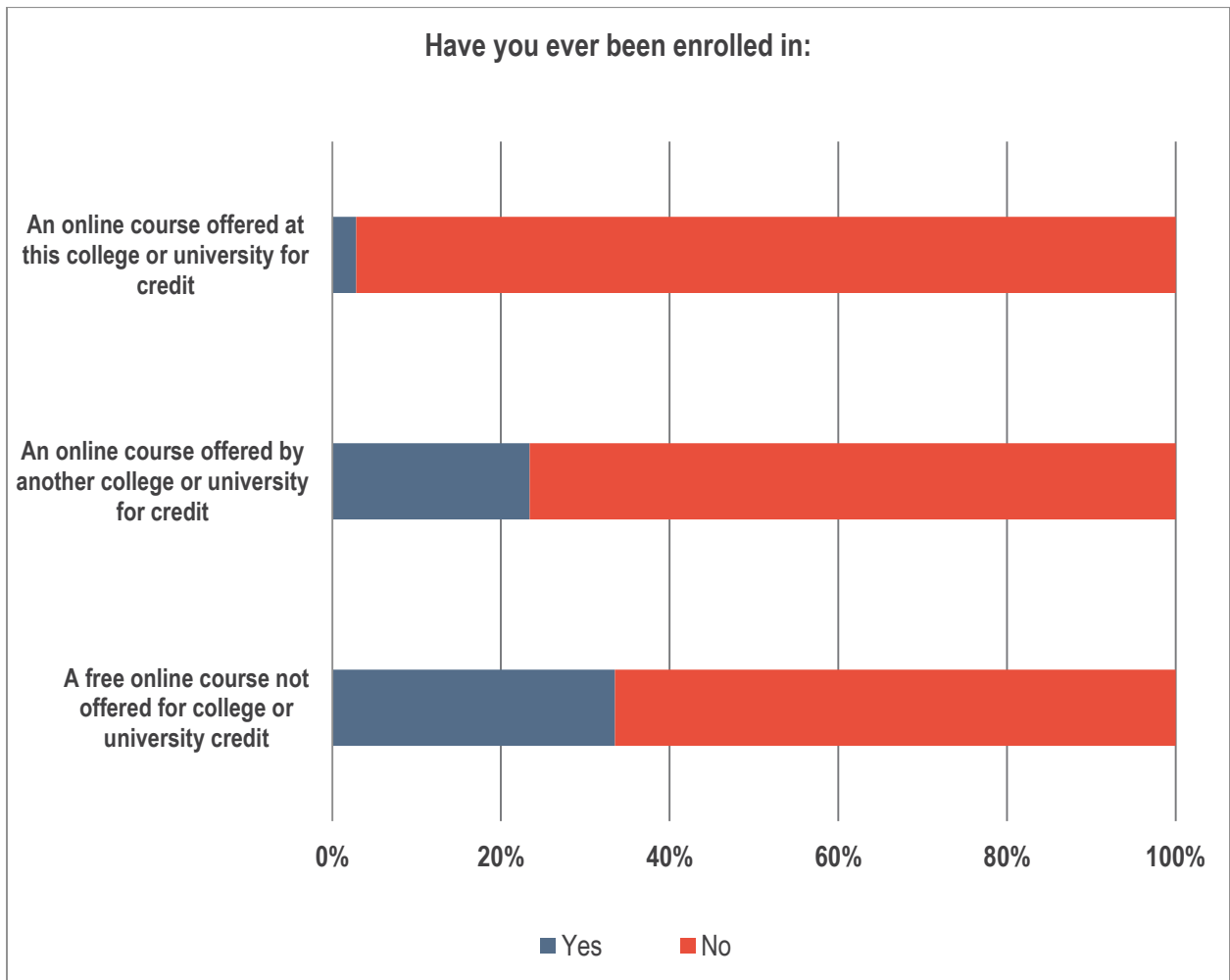
GD15

Are you currently serving on active duty or are you a veteran of the U.S. Armed Forces, National Guard, or Reserves?

GD1

Have you ever been enrolled in:

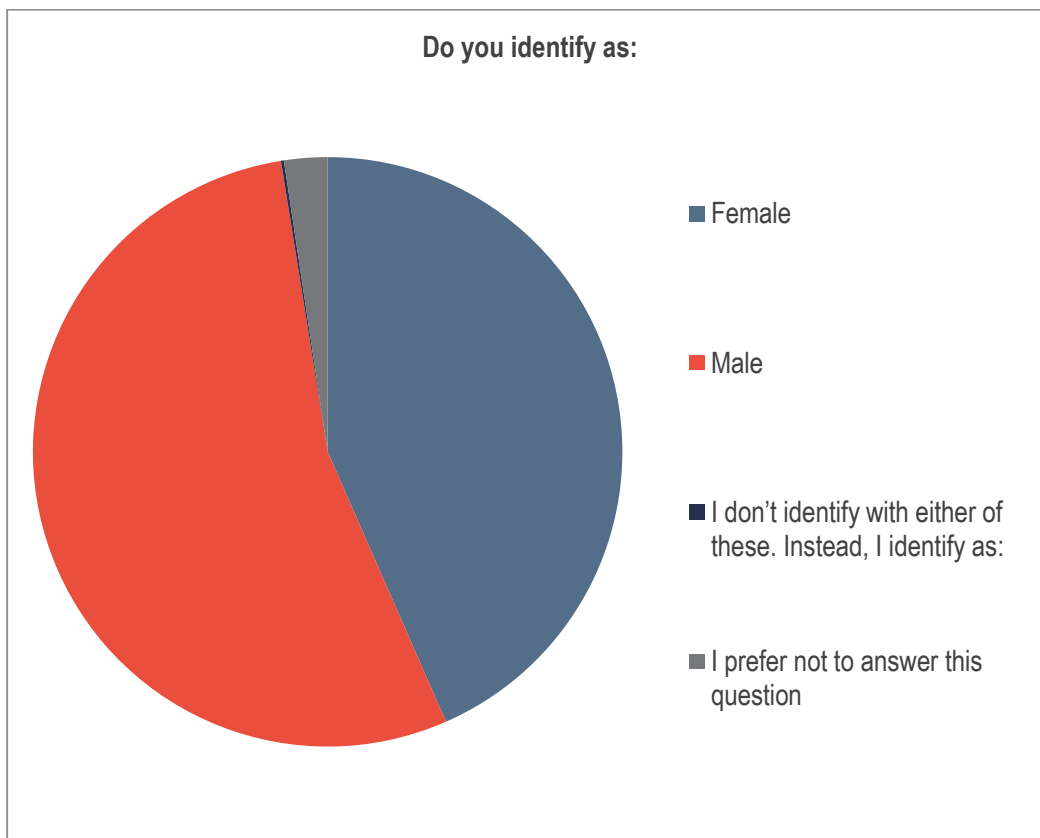
	Yes	No	Response
An online course offered at this college or university for credit	2.84%	97.16%	668
An online course offered by another college or university for credit	23.39%	76.61%	667
A free online course not offered for college or university credit	33.53%	66.47%	665



GD4

Do you identify as:

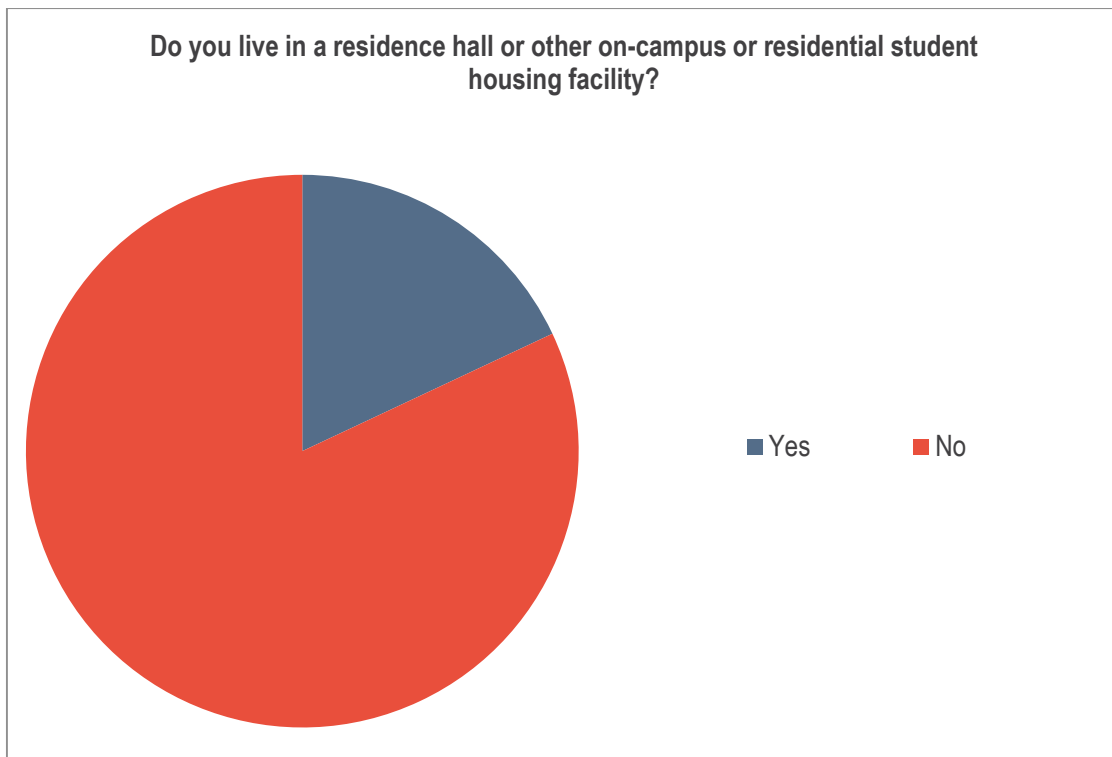
	Response	Percent
Female	274	43.42%
Male	341	54.04%
I don't identify with either of these. Instead, I identify as:	1	0.16%
I prefer not to answer this question	15	2.38%
	631	100.00%



GD7

Do you live in a residence hall or other on-campus or residential student housing facility?

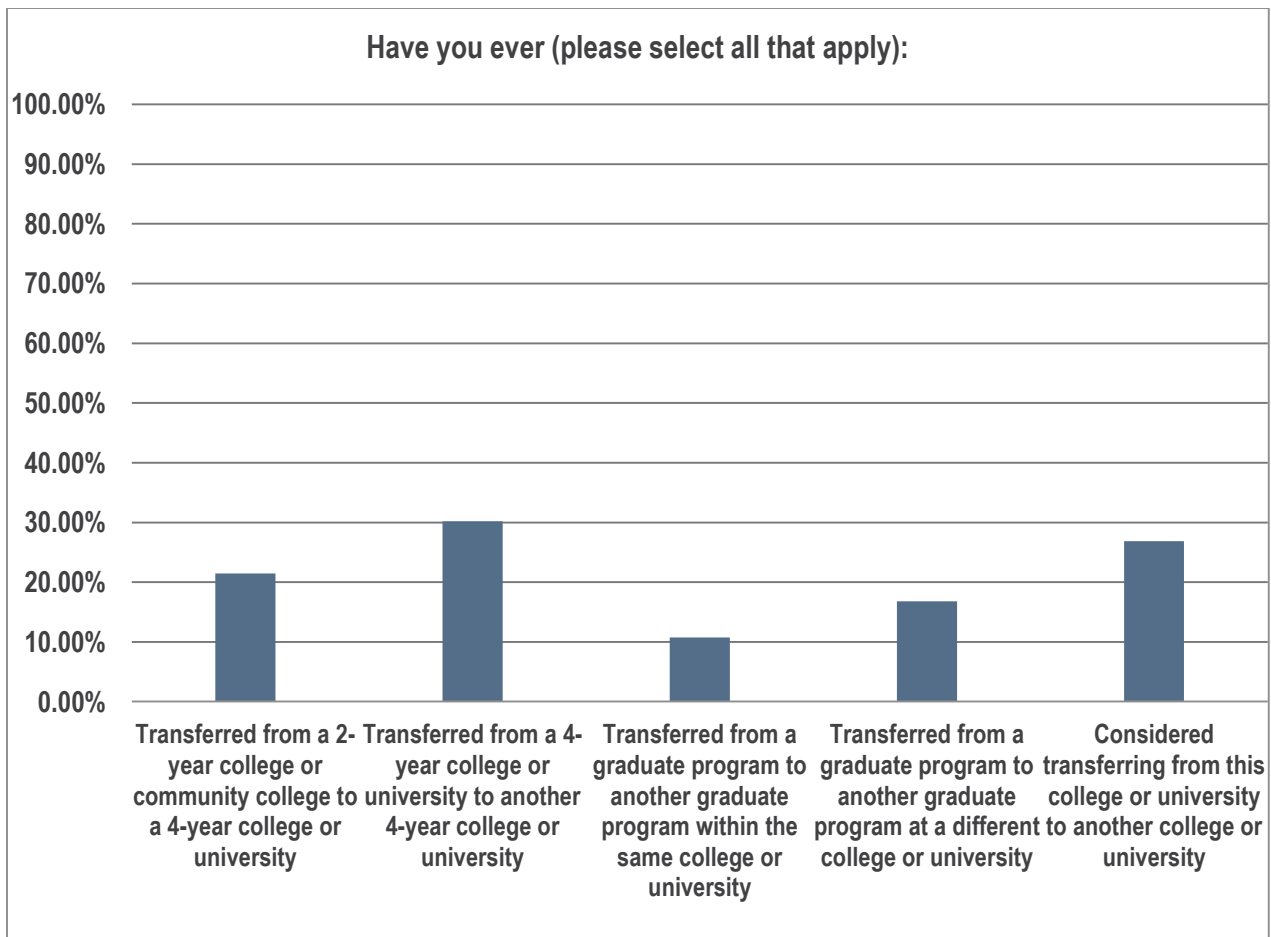
	Response	Percent
Yes	118	18.02%
No	537	81.98%
	655	100.00%



GD8 [Multiple selections are possible]

Have you ever (please select all that apply):

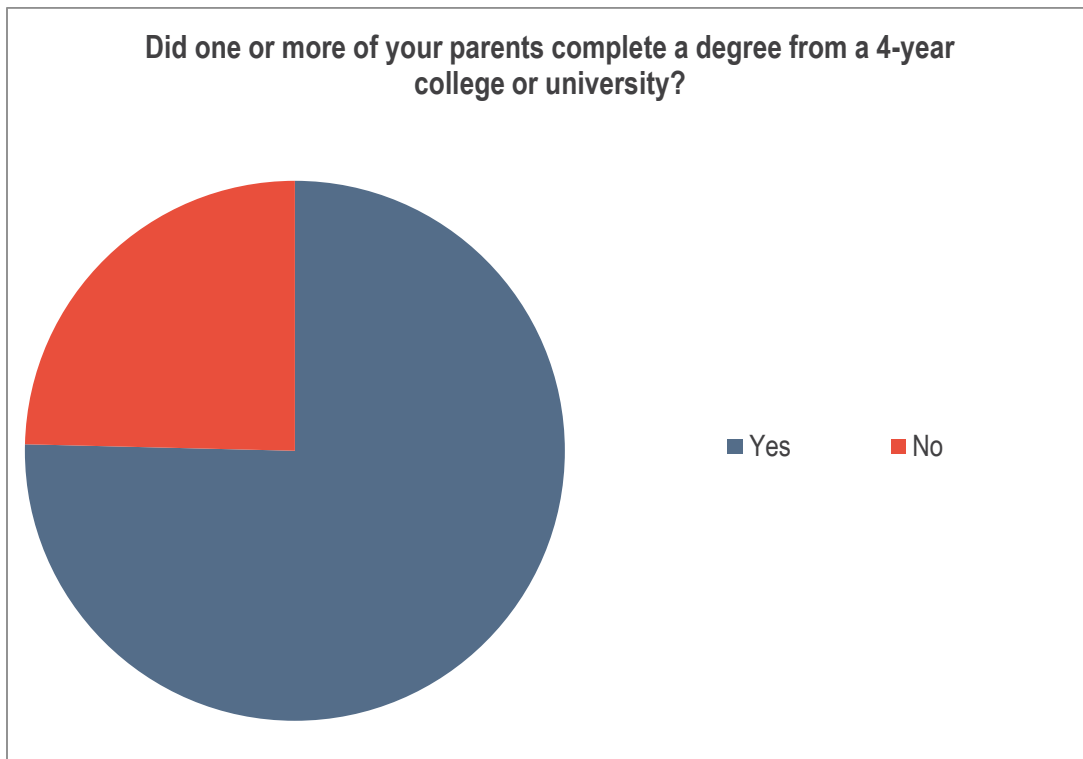
	Response	Percent
Transferred from a 2-year college or community college to a 4-year college or university	32	21.48%
Transferred from a 4-year college or university to another 4-year college or university	45	30.20%
Transferred from a graduate program to another graduate program within the same college or university	16	10.74%
Transferred from a graduate program to another graduate program at a different college or university	25	16.78%
Considered transferring from this college or university to another college or university	40	26.85%
	158	



GD9

Did one or more of your parents complete a degree from a 4-year college or university?

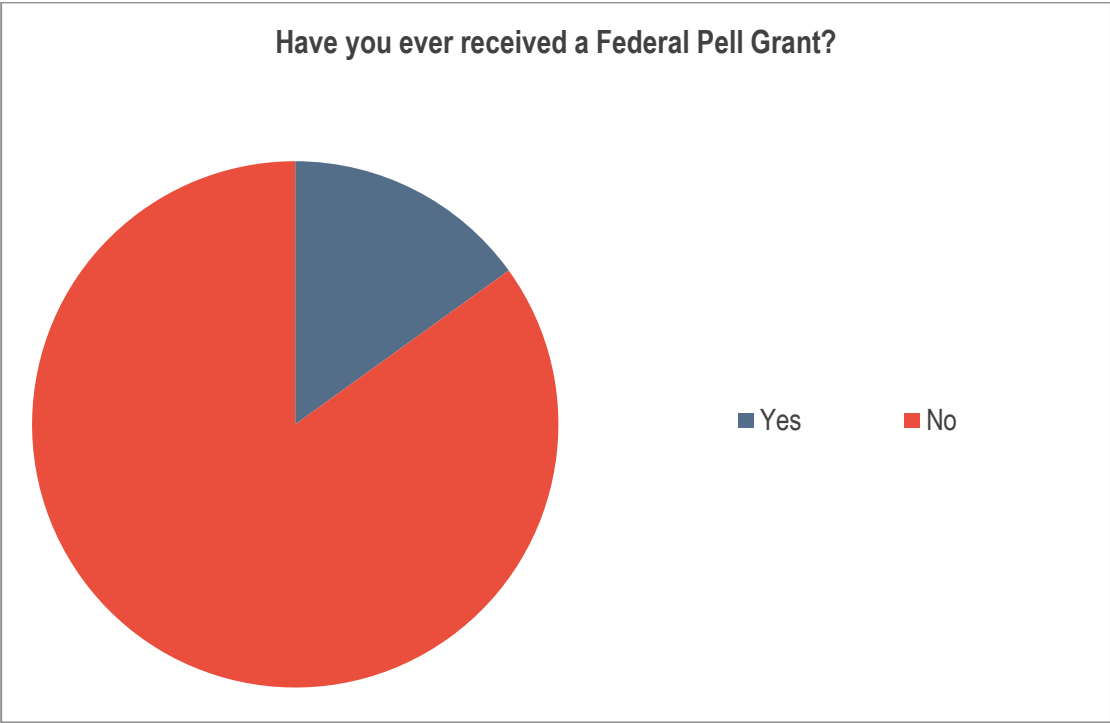
	Response	Percent
Yes	490	75.38%
No	160	24.62%
	650	100.00%



GD10

Have you ever received a Federal Pell Grant?

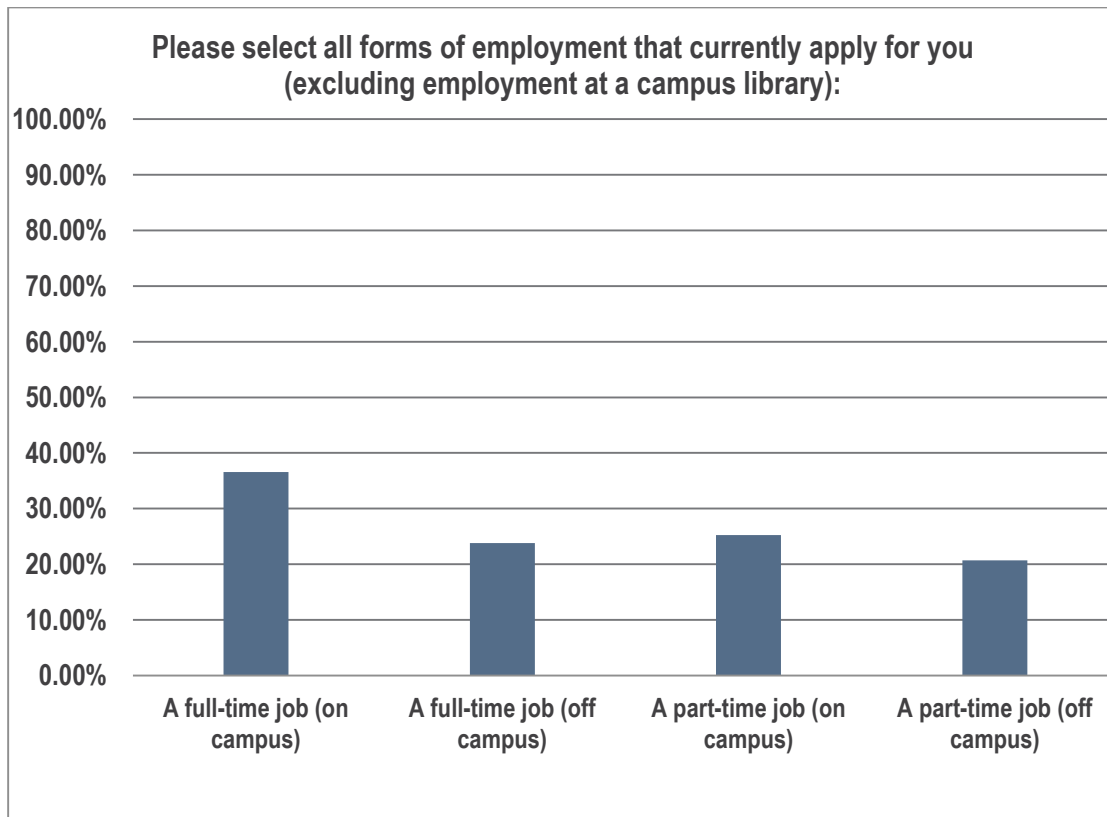
	Response	Percent
Yes	97	15.06%
No	547	84.94%
	644	100.00%



GD11 [Multiple selections are possible]

Please select all forms of employment that currently apply for you (excluding employment at a campus library):

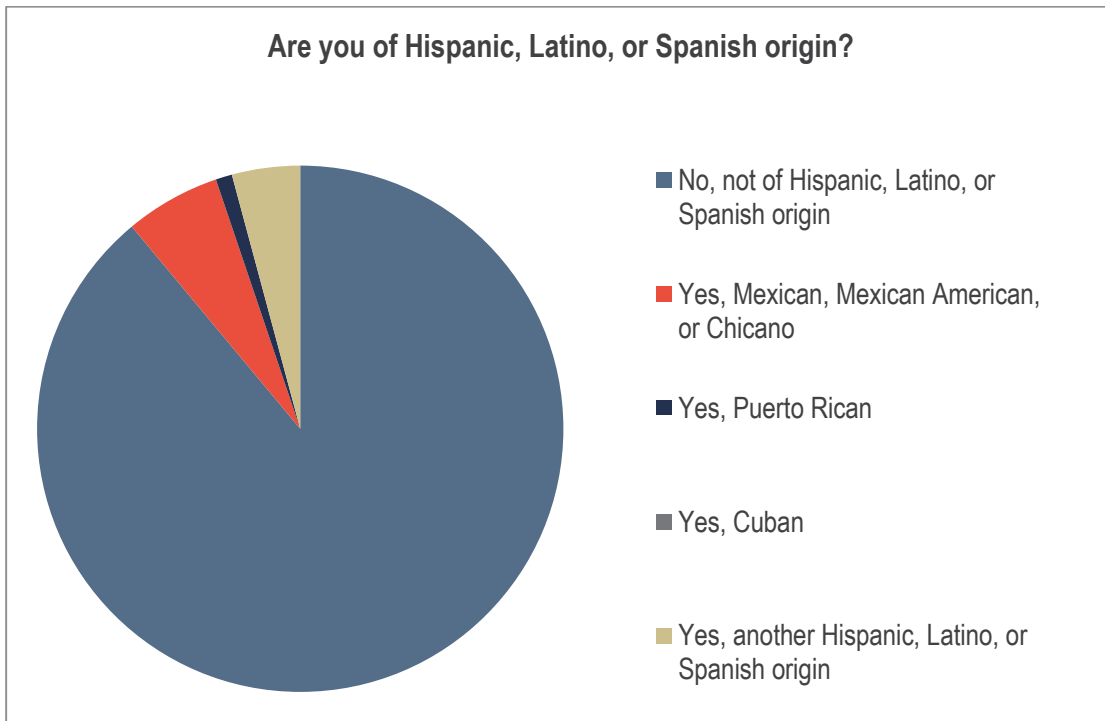
	Response	Percent
A full-time job (on campus)	129	36.54%
A full-time job (off campus)	84	23.80%
A part-time job (on campus)	89	25.21%
A part-time job (off campus)	73	20.68%
	375	



GD12

Are you of Hispanic, Latino, or Spanish origin?

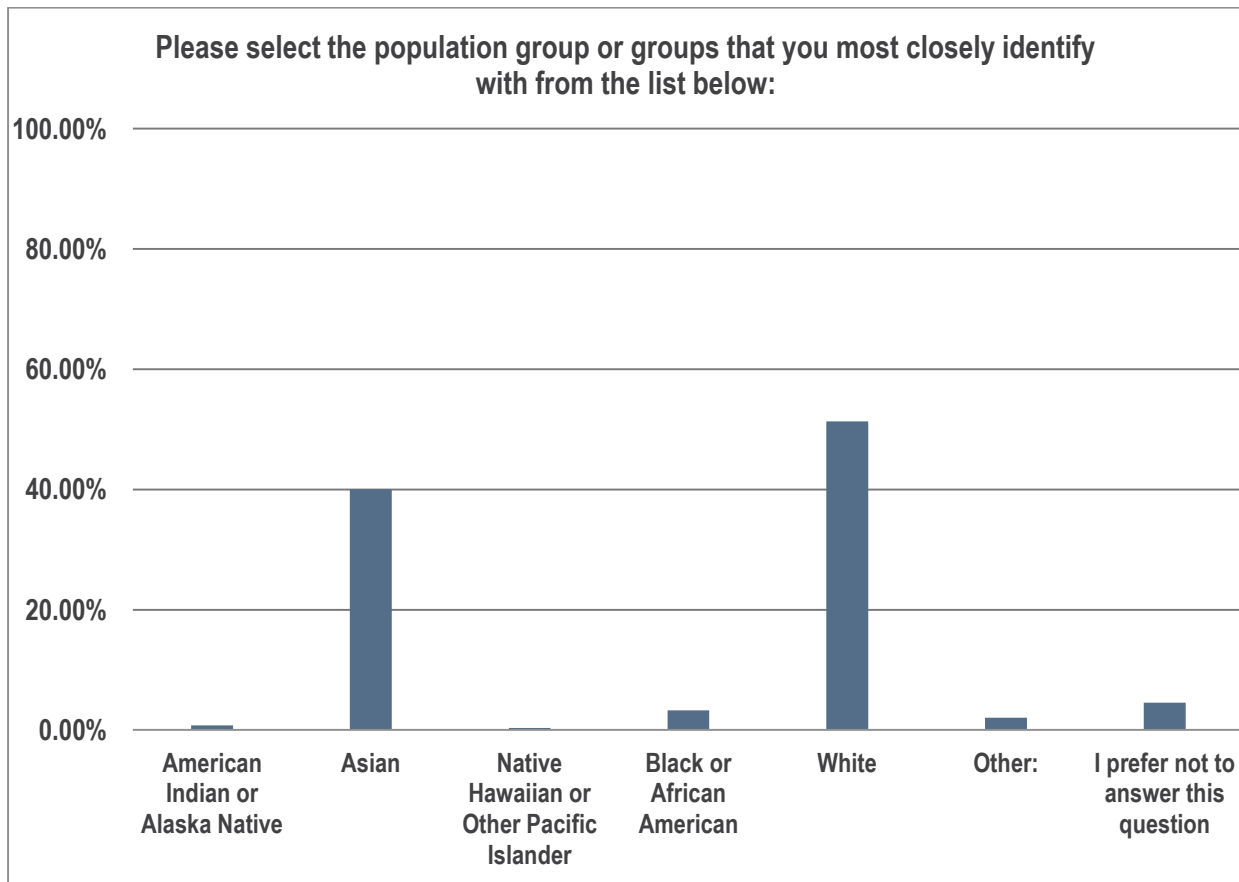
	Response	Percent
No, not of Hispanic, Latino, or Spanish origin	531	88.94%
Yes, Mexican, Mexican American, or Chicano	35	5.86%
Yes, Puerto Rican	6	1.01%
Yes, Cuban	0	0.00%
Yes, another Hispanic, Latino, or Spanish origin	25	4.19%
	597	100.00%



GD13 [Multiple selections are possible]

Please select the population group or groups that you most closely identify with from the list below:

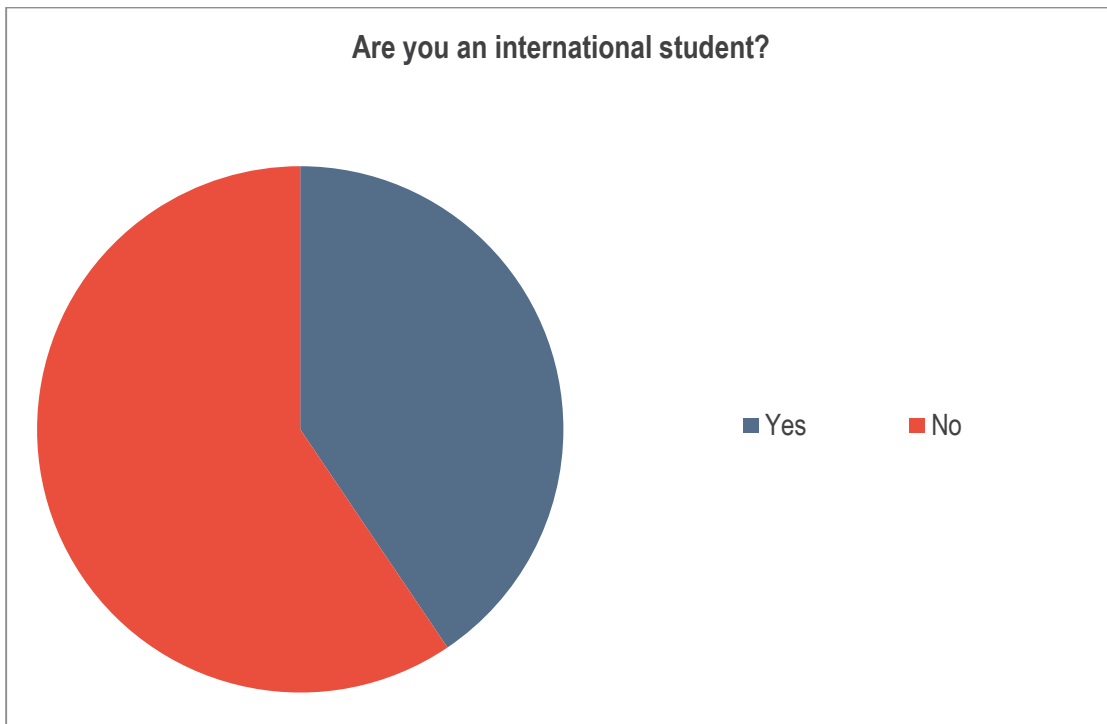
	Response	Percent
American Indian or Alaska Native	5	0.78%
Asian	256	40.06%
Native Hawaiian or Other Pacific Islander	2	0.31%
Black or African American	21	3.29%
White	328	51.33%
Other:	13	2.03%
I prefer not to answer this question	29	4.54%
	654	



GD14

Are you an international student?

	Response	Percent
Yes	266	40.55%
No	390	59.45%
	656	100.00%



GD15

Are you currently serving on active duty or are you a veteran of the U.S. Armed Forces, National Guard, or Reserves?

	Response	Percent
Yes	18	2.76%
No	635	97.24%
	653	100.00%

